


# State of Delaware

## *Office of the Governor*

---



### *Fiscal Year 2007*

### *Financial Overview*

June 2006

# Fiscal Year 2007

## *Financial Overview*

---

• ***General Fund Budget*** .....\$ 3,101.9 M

• ***Bond & Capital Improvements Act***.....\$597.5 M

– Transportation Trust Fund .....\$176.3 M

– State Capital Projects.....\$421.2 M

- *G.O. Bonds* (\$163.8 M)
- *General Funds* (\$243.3 M)
- *Other* (\$14.1 M)

• ***Grant In Aid***.....\$50.0 M

# Operating Budget Highlights *Fiscal Year 2007*

---

## **IMPROVING EDUCATION**

- Full Day K Implementation Phase II - \$4.6 million
- SEED Scholarships - \$1.4 million
- Math Specialists (10) - \$632.4
- Public Education Enrollment Growth - \$10.6 million
- Pupil Transportation - \$13.3 million
- Education Salary Policy and Steps - \$34.7 million

## **STRENGTHENING DELAWARE FAMILIES**

- Cancer Council Recommendations - \$12.5 million
- Medicaid - \$60.0 million
- Veterans Home Operations - \$4.1 million
- Infant Mortality Task Force - \$2.0 million
- Nurse Expansion Phase II - \$1.1 million
- State Trooper Expansion Yr 2 - \$676.0
- Service Provider Partner Inflation - \$4.1 million
- Child Care - \$5.7 million
- Healthy Children Program - \$736.5
- State Police Ready Reserve - \$121.8

## **STATEWIDE ISSUES**

- State Employee Salary Policy - \$29.7 million
- Health Insurance - \$10.0 million
- Pension (includes Post Retirement) - \$10.3 million
- OPEB - \$5.1 million
- Energy - \$17.8 million

# Capital Budget Highlights *Fiscal Year 2007*

---

## **IMPROVING EDUCATION**

- Public Education – Construction/Renovation - \$140.8 million
- Public Libraries - \$8.8 million
- Higher Education - \$13.5 million

## **PROTECTING DELAWARE'S ENVIRONMENT**

- Conservation Cost-Share - \$3.2 million
- Environmental Compliance - \$1.2 million
- Beach Preservation Program - \$3.7 million
- Park Development/Rehabilitation - \$16.2 million

## **ECONOMIC DEVELOPMENT AND JOB CREATION**

- New Economy Initiative Year 3 - \$10.0 million
- Strategic Fund - \$23.0 million
- Riverfront Development - \$6.0 million
- Diamond State Port Corporation - \$13.4 million
- Fraunhofer Vaccine Development - \$1.0 million
- DuPont Experimental Station - \$1.0 million

## **INVESTMENTS IN STATE INFRASTRUCTURE**

- Department of Transportation:
  - \$176.3 million Authorization
  - \$60.0 million GF Cash Support
- Stockley Medical Center - \$19.8 million
- 800 MHz - \$16.7 million
- ERP Financials - \$16.0 million
- Local Law Enforcement Technology - \$1.4 million
- Kent County Courthouse - \$7.5 million

# **Additional Highlights and Accomplishments**

## ***Fiscal Year 2006***

---

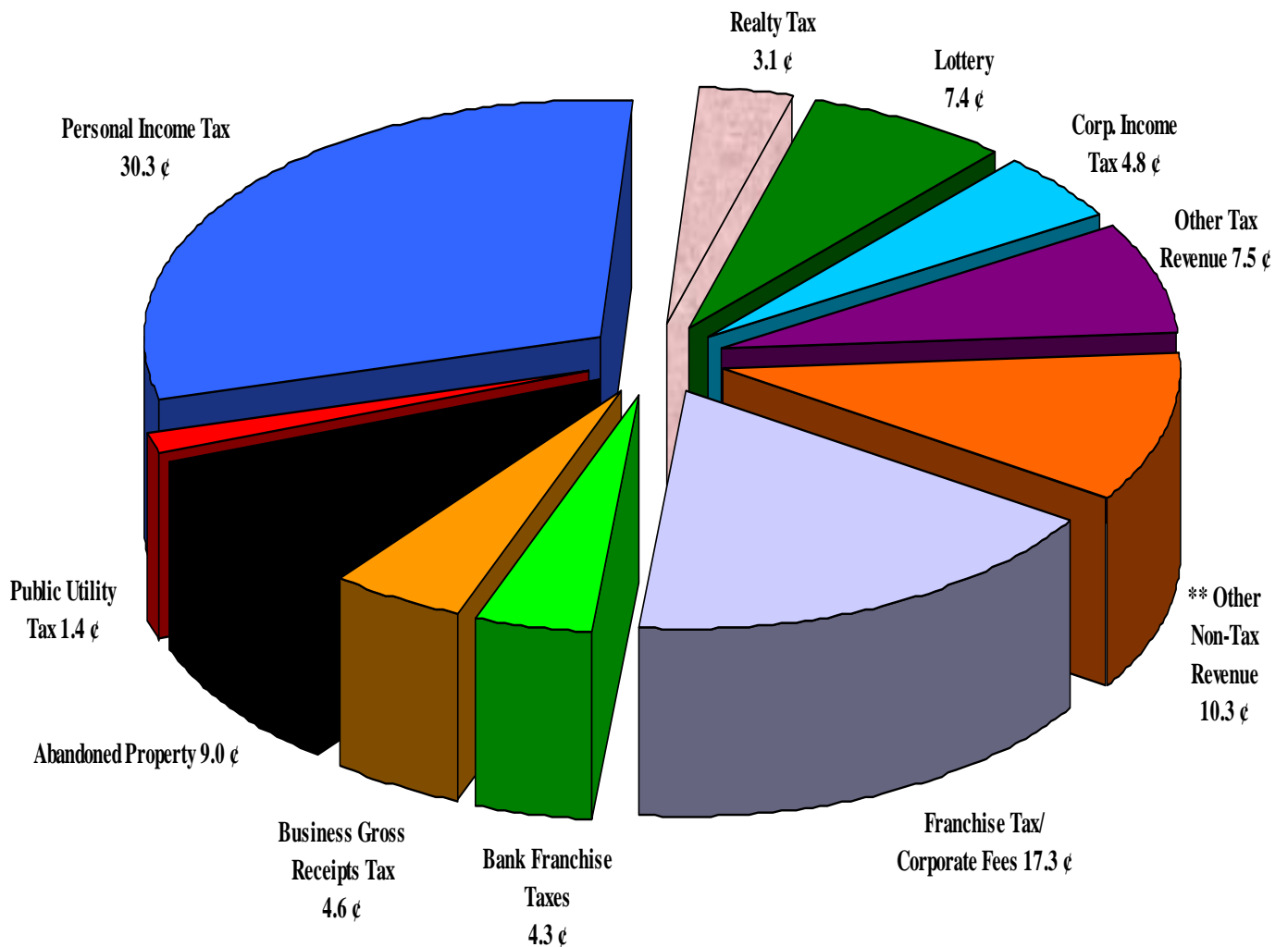
- **Comprehensive Energy Package:**
  - **Energy Efficiency Financial Incentives Act**
  - **Delaware Energy Assistance Program**
  - **State Electricity Procurement**
- **Bank Franchise Tax Restructuring**
- **Public Education Energy Fund**
- **School Construction Market Pressure Fund**
- **Public Education Financial Accountability**
- **Christina School District Recovery Loan**
- **Public Education Classroom Instruction Fund,  
Influenza Antivirals and Housing Development  
Fund**
- **Video Lottery Competitiveness Act**

# Fiscal Year 2007

## General Fund Revenue Dollar

### *Sources of Funds*

---

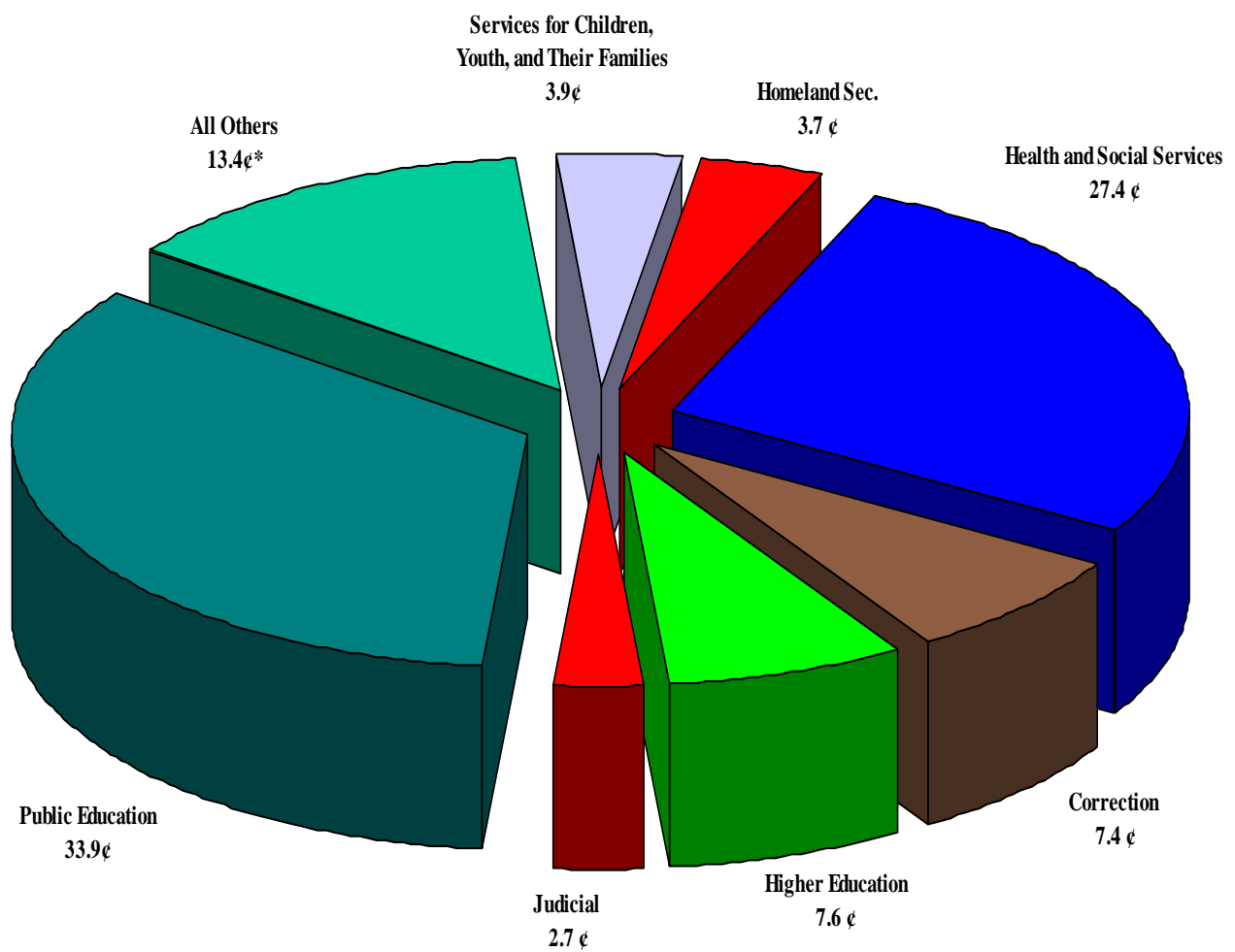


\* Net of Refunds

\*\* Includes Prior Year Unencumbered Cash

# Fiscal Year 2007 General Fund Appropriations *Operating Budget*

---



\* Includes One-Time Items

# General Fund Appropriations *Operating Budget*

(in thousands)

---

Legislative	\$	14,330.6	1.5%
Judicial		83,561.0	0.5%
Executive		178,033.0	4.6% *
Technology and Information		36,242.4	0.0%
Other Elective Offices		35,614.2	0.8%
Legal		39,652.3	0.9%
State		23,756.3	2.3%
Finance		19,772.2	-1.1%
Health and Social Services		849,832.3	1.2%
Children, Youth & Their Families		121,459.1	5.2%
Correction		229,180.0	1.3%
DNREC		41,433.2	5.9%
Safety and Homeland Security		114,455.6	1.7%
Labor		7,310.8	4.7%
Agriculture		7,858.5	1.8%
Elections		3,871.5	0.7%
Fire Prevention Commission		4,705.1	4.2%
Delaware National Guard		4,333.2	1.4%
Exceptional Citizens		165.3	2.2%
Higher Education		235,639.4	3.2%
Public Education		1,050,658.9	3.9%
<b>Statewide Total</b>	<b>\$</b>	<b>3,101,864.9</b>	

\*The percentage has been adjusted for FY 2007 salary policy and one-time items