


Legislative



Legislative

**General Assembly
- House**

**General Assembly
- Senate**

**Commission on
Interstate
Cooperation**

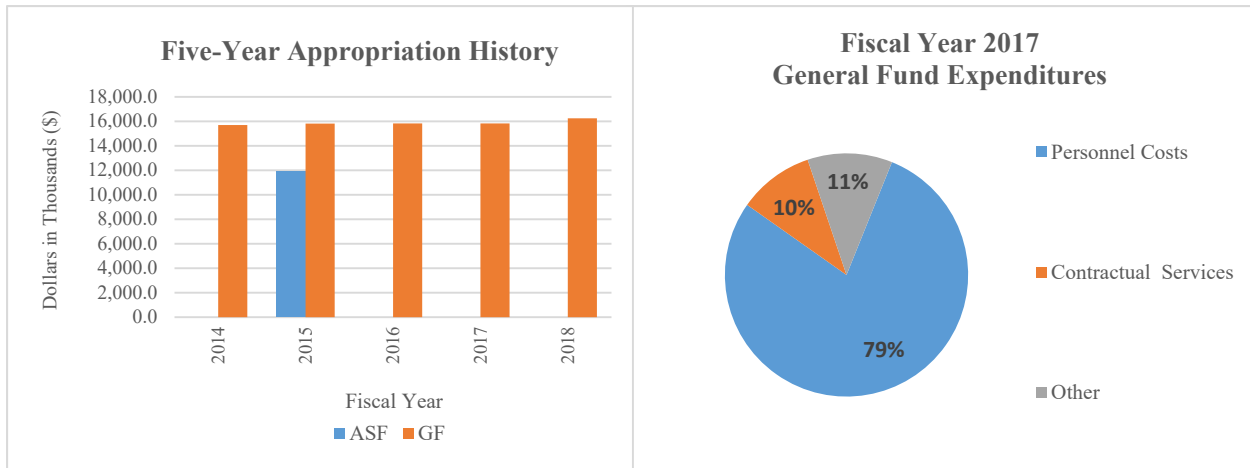

**Legislative
Council**

- Research
- Office of the Controller General
- Code Revisors
- Commission on Uniform State Laws

At a Glance

- Conducting official business of the State, the House and Senate hold official sessions, hearings and meetings on legislation that impacts the State and its residents, as well as provide staff support for research, constituent casework, committee work and public information services;
- Enabling legislators and certain non-legislators to attend seminars and conferences, and compiling and updating the Delaware Code are functions of the Commission on Interstate Cooperation and the Code Revisors;
- Serving as a non-partisan and confidential reference, the Legislative Council Division of Research provides information relating to legislative matters and subjects of interest to the Legislature;
- Providing comprehensive budget analyses, fiscal notes and limited numbers of management and program reviews, the Office of the Controller General assists the Legislature and various legislative committees; and
- Considering and drafting uniform or model laws, the Commission on Uniform State Laws devises and recommends courses of action to the Legislature.

Legislative



Overview

The General Assembly is the legislative body for Delaware. It is a bicameral legislature composed of 41 Representatives and 21 Senators. Members are elected from single-member districts. There are no term limits for members. Elections of members are held in November, with Representatives being elected to two-year terms and Senators being elected to four-year terms. Within the Legislature, there are four divisions consisting of: House of Representatives; Senate; Commission on Interstate Cooperation; and Legislative Council (Research, Office of the Controller General, Code Revisors and Commission on Uniform State Laws).


On the Web

For more information about Legislative, visit their website at: legis.delaware.gov.

Performance Measures

IPU	Performance Measure Name	Fiscal Year 2017 Actual	Fiscal Year 2018 Budget	Fiscal Year 2019 Governor's Recommended
01-08-01	Research			
	# of bills:			
	drafted and introduced	181	190	199
	drafted and not introduced	99	104	109

Legislative



IPU	Performance Measure Name	Fiscal Year 2017 Actual	Fiscal Year 2018 Budget	Fiscal Year 2019 Governor's Recommended
	# of library interactions/inquiries	752	638	670
Joint Legislative Oversight and Sunset Committee (JLOSC) Support				
	# of bills drafted and introduced on recommendation of JLOSC	5	6	5
	# of reports drafted	7	7	7
	# of matters requiring research	*	100	100
	# of agency reviews (only new reviews for the fiscal year)	4	4	4
	# of agency reviews completed and released or terminated	3	3	3
	# of agency reviews carried over	2	1	1
<i>*New performance measure.</i>				
Registrar of Regulations				
	# of regulations and general notices published in the Register of Regulations	352	360	360

**LEGISLATIVE
DEPARTMENT SUMMARY**

01-00-00 Appropriation Units	POSITIONS				DOLLARS			
	FY 2017 Actual	FY 2018 Budget	FY 2019 Request	FY 2019 Recommend	FY 2017 Actual	FY 2018 Budget	FY 2019 Request	FY 2019 Recommend
General Assembly, House								
General Funds	32.0	32.0	32.0	32.0	6,389.9	6,709.4	6,707.1	6,707.1
Appropriated S/F								
Non-Appropriated S/F								
	<u>32.0</u>	<u>32.0</u>	<u>32.0</u>	<u>32.0</u>	<u>6,389.9</u>	<u>6,709.4</u>	<u>6,707.1</u>	<u>6,707.1</u>
General Assembly, Senate								
General Funds	25.0	25.0	25.0	25.0	4,283.3	4,396.0	4,395.3	4,395.3
Appropriated S/F								
Non-Appropriated S/F								
	<u>25.0</u>	<u>25.0</u>	<u>25.0</u>	<u>25.0</u>	<u>4,283.3</u>	<u>4,396.0</u>	<u>4,395.3</u>	<u>4,395.3</u>
Commission on Interstate Cooperation								
General Funds					717.5	787.3	787.3	787.3
Appropriated S/F								
Non-Appropriated S/F								
					<u>717.5</u>	<u>787.3</u>	<u>787.3</u>	<u>787.3</u>
Legislative Council								
General Funds	30.0	32.0	33.0	31.0	4,082.8	4,357.6	4,355.5	4,355.5
Appropriated S/F								
Non-Appropriated S/F								
	<u>30.0</u>	<u>32.0</u>	<u>33.0</u>	<u>31.0</u>	<u>4,082.8</u>	<u>4,357.6</u>	<u>4,355.5</u>	<u>4,355.5</u>
TOTAL								
General Funds	87.0	89.0	90.0	88.0	15,473.5	16,250.3	16,245.2	16,245.2
Appropriated S/F								
Non-Appropriated S/F								
	<u>87.0</u>	<u>89.0</u>	<u>90.0</u>	<u>88.0</u>	<u>15,473.5</u>	<u>16,250.3</u>	<u>16,245.2</u>	<u>16,245.2</u>

**LEGISLATIVE
DEPARTMENT SUMMARY**

01-00-00 Appropriation Units	POSITIONS				DOLLARS			
	FY 2017 Actual	FY 2018 Budget	FY 2019 Request	FY 2019 Recommend	FY 2017 Actual	FY 2018 Budget	FY 2019 Request	FY 2019 Recommend
OTHER AVAILABLE FUNDS - REGULAR OPERATIONS								
General Funds						4,979.6		
Special Funds								
SUBTOTAL						4,979.6		
TOTAL DEPARTMENT - REGULAR OPERATIONS								
General Funds					15,473.5	21,229.9	16,245.2	16,245.2
Special Funds								
TOTAL					15,473.5	21,229.9	16,245.2	16,245.2
TOTAL DEPARTMENT								
FIRST STATE IMPROVEMENT FUND - SPECIAL FUNDS								
CAPITAL IMPROVEMENTS - SPECIAL FUNDS								
						4,100.8		
GRAND TOTAL								
General Funds					15,473.5	21,229.9	16,245.2	16,245.2
Special Funds					4,100.8			
GRAND TOTAL					19,574.3	21,229.9	16,245.2	16,245.2
	(Reverted)					1.0		
	(Encumbering)							
	(Continuing)					4,979.6		

**LEGISLATIVE
GENERAL ASSEMBLY, HOUSE
GENERAL ASSEMBLY, HOUSE
INTERNAL PROGRAM UNIT SUMMARY**

01-01-01								
Lines	FY 2017 Actual	FY 2018 Budget	FY 2019 Request	FY 2019 Base	Inflation & Volume Adjustment	Structural Changes	Enhance- ments	FY 2019 Recommend
Personnel Costs								
General Funds	5,526.0	5,713.5	5,711.2	5,711.2				5,711.2
Appropriated S/F								
Non-Appropriated S/F								
	<u>5,526.0</u>	<u>5,713.5</u>	<u>5,711.2</u>	<u>5,711.2</u>				<u>5,711.2</u>
Travel								
General Funds	1.1	40.3	40.3	40.3				40.3
Appropriated S/F								
Non-Appropriated S/F								
	<u>1.1</u>	<u>40.3</u>	<u>40.3</u>	<u>40.3</u>				<u>40.3</u>
Contractual Services								
General Funds	402.8	472.6	472.6	472.6				472.6
Appropriated S/F								
Non-Appropriated S/F								
	<u>402.8</u>	<u>472.6</u>	<u>472.6</u>	<u>472.6</u>				<u>472.6</u>
Supplies and Materials								
General Funds	23.7	35.0	35.0	35.0				35.0
Appropriated S/F								
Non-Appropriated S/F								
	<u>23.7</u>	<u>35.0</u>	<u>35.0</u>	<u>35.0</u>				<u>35.0</u>
Mileage - Legislative								
General Funds	62.0	70.0	70.0	70.0				70.0
Appropriated S/F								
Non-Appropriated S/F								
	<u>62.0</u>	<u>70.0</u>	<u>70.0</u>	<u>70.0</u>				<u>70.0</u>
Expenses - House Members								
General Funds	374.3	363.0	363.0	363.0				363.0
Appropriated S/F								
Non-Appropriated S/F								
	<u>374.3</u>	<u>363.0</u>	<u>363.0</u>	<u>363.0</u>				<u>363.0</u>
House Committee Expenses								
General Funds		15.0	15.0	15.0				15.0
Appropriated S/F								
Non-Appropriated S/F								
		<u>15.0</u>	<u>15.0</u>	<u>15.0</u>				<u>15.0</u>
TOTAL								
General Funds	6,389.9	6,709.4	6,707.1	6,707.1				6,707.1
Appropriated S/F								
Non-Appropriated S/F								
	<u>6,389.9</u>	<u>6,709.4</u>	<u>6,707.1</u>	<u>6,707.1</u>				<u>6,707.1</u>

**LEGISLATIVE
GENERAL ASSEMBLY, HOUSE
GENERAL ASSEMBLY, HOUSE
INTERNAL PROGRAM UNIT SUMMARY**

01-01-01								
Lines	FY 2017 Actual	FY 2018 Budget	FY 2019 Request	FY 2019 Base	Inflation & Volume Adjustment	Structural Changes	Enhance- ments	FY 2019 Recommend
IPU REVENUES								
General Funds								
Appropriated S/F								
Non-Appropriated S/F								
POSITIONS								
General Funds	32.0	32.0	32.0	32.0				32.0
Appropriated S/F								
Non-Appropriated S/F								
	32.0	32.0	32.0	32.0				32.0

BASE, INFLATION, STRUCTURAL CHANGES, ENHANCEMENTS AND ONE-TIME ITEMS

*Recommend base funding to maintain Fiscal Year 2018 level of service.

**LEGISLATIVE
GENERAL ASSEMBLY, SENATE
GENERAL ASSEMBLY, SENATE
INTERNAL PROGRAM UNIT SUMMARY**

01-02-01								
Lines	FY 2017 Actual	FY 2018 Budget	FY 2019 Request	FY 2019 Base	Inflation & Volume Adjustment	Structural Changes	Enhance- ments	FY 2019 Recommend
Personnel Costs								
General Funds	3,826.9	3,875.9	3,875.2	3,875.2				3,875.2
Appropriated S/F								
Non-Appropriated S/F								
	<u>3,826.9</u>	<u>3,875.9</u>	<u>3,875.2</u>	<u>3,875.2</u>				<u>3,875.2</u>
Travel								
General Funds	7.6	19.8	19.8	19.8				19.8
Appropriated S/F								
Non-Appropriated S/F								
	<u>7.6</u>	<u>19.8</u>	<u>19.8</u>	<u>19.8</u>				<u>19.8</u>
Contractual Services								
General Funds	142.7	177.3	177.3	177.3				177.3
Appropriated S/F								
Non-Appropriated S/F								
	<u>142.7</u>	<u>177.3</u>	<u>177.3</u>	<u>177.3</u>				<u>177.3</u>
Supplies and Materials								
General Funds	68.9	45.0	45.0	45.0				45.0
Appropriated S/F								
Non-Appropriated S/F								
	<u>68.9</u>	<u>45.0</u>	<u>45.0</u>	<u>45.0</u>				<u>45.0</u>
Capital Outlay								
General Funds		15.0	15.0	15.0				15.0
Appropriated S/F								
Non-Appropriated S/F								
		<u>15.0</u>	<u>15.0</u>	<u>15.0</u>				<u>15.0</u>
Mileage - Legislative								
General Funds	25.8	42.3	42.3	42.3				42.3
Appropriated S/F								
Non-Appropriated S/F								
	<u>25.8</u>	<u>42.3</u>	<u>42.3</u>	<u>42.3</u>				<u>42.3</u>
Expenses - Senate Members								
General Funds	191.0	185.7	185.7	185.7				185.7
Appropriated S/F								
Non-Appropriated S/F								
	<u>191.0</u>	<u>185.7</u>	<u>185.7</u>	<u>185.7</u>				<u>185.7</u>
Senate Committee Expenses								
General Funds	20.4	35.0	35.0	35.0				35.0
Appropriated S/F								
Non-Appropriated S/F								
	<u>20.4</u>	<u>35.0</u>	<u>35.0</u>	<u>35.0</u>				<u>35.0</u>
TOTAL								
General Funds	4,283.3	4,396.0	4,395.3	4,395.3				4,395.3
Appropriated S/F								
Non-Appropriated S/F								
	<u>4,283.3</u>	<u>4,396.0</u>	<u>4,395.3</u>	<u>4,395.3</u>				<u>4,395.3</u>

**LEGISLATIVE
GENERAL ASSEMBLY, SENATE
GENERAL ASSEMBLY, SENATE
INTERNAL PROGRAM UNIT SUMMARY**

01-02-01								
Lines	FY 2017 Actual	FY 2018 Budget	FY 2019 Request	FY 2019 Base	Inflation & Volume Adjustment	Structural Changes	Enhance- ments	FY 2019 Recommend
IPU REVENUES								
General Funds								
Appropriated S/F								
Non-Appropriated S/F								
POSITIONS								
General Funds	25.0	25.0	25.0	25.0				25.0
Appropriated S/F								
Non-Appropriated S/F								
	25.0	25.0	25.0	25.0				25.0

BASE, INFLATION, STRUCTURAL CHANGES, ENHANCEMENTS AND ONE-TIME ITEMS

*Recommend base funding to maintain Fiscal Year 2018 level of service.

**LEGISLATIVE
COMMISSION ON INTERSTATE COOPERATION
COMMISSION ON INTERSTATE COOPERATION
INTERNAL PROGRAM UNIT SUMMARY**

01-05-01								
Lines	FY 2017 Actual	FY 2018 Budget	FY 2019 Request	FY 2019 Base	Inflation & Volume Adjustment	Structural Changes	Enhance- ments	FY 2019 Recommend
Travel								
General Funds	10.5	9.0	9.0	9.0				9.0
Appropriated S/F								
Non-Appropriated S/F								
	10.5	9.0	9.0	9.0				9.0
Contractual Services								
General Funds		40.0	40.0	40.0				40.0
Appropriated S/F								
Non-Appropriated S/F								
		40.0	40.0	40.0				40.0
Supplies and Materials								
General Funds		0.4	0.4	0.4				0.4
Appropriated S/F								
Non-Appropriated S/F								
		0.4	0.4	0.4				0.4
Legislative Travel								
General Funds	26.9	20.0	20.0	20.0				20.0
Appropriated S/F								
Non-Appropriated S/F								
	26.9	20.0	20.0	20.0				20.0
Council of State Governments								
General Funds	95.6	98.4	98.4	98.4				98.4
Appropriated S/F								
Non-Appropriated S/F								
	95.6	98.4	98.4	98.4				98.4
Nat. Conf. State Legislatures								
General Funds	119.5	119.5	119.5	119.5				119.5
Appropriated S/F								
Non-Appropriated S/F								
	119.5	119.5	119.5	119.5				119.5
Legislation for Gaming States								
General Funds		20.0	20.0	20.0				20.0
Appropriated S/F								
Non-Appropriated S/F								
		20.0	20.0	20.0				20.0
Eastern Trade Council								
General Funds		5.0	5.0	5.0				5.0
Appropriated S/F								
Non-Appropriated S/F								
		5.0	5.0	5.0				5.0
Interstate Agric Commission								
General Funds	15.0	25.0	25.0	25.0				25.0
Appropriated S/F								
Non-Appropriated S/F								
	15.0	25.0	25.0	25.0				25.0

**LEGISLATIVE
COMMISSION ON INTERSTATE COOPERATION
COMMISSION ON INTERSTATE COOPERATION
INTERNAL PROGRAM UNIT SUMMARY**

01-05-01								
Lines	FY 2017 Actual	FY 2018 Budget	FY 2019 Request	FY 2019 Base	Inflation & Volume Adjustment	Structural Changes	Enhance- ments	FY 2019 Recommend
State and Local Legal Center, NCSL								
General Funds	3.0	3.0	3.0	3.0				3.0
Appropriated S/F								
Non-Appropriated S/F	3.0	3.0	3.0	3.0				3.0
Delaware River Basin Commission								
General Funds	447.0	447.0	447.0	447.0				447.0
Appropriated S/F								
Non-Appropriated S/F	447.0	447.0	447.0	447.0				447.0
TOTAL								
General Funds	717.5	787.3	787.3	787.3				787.3
Appropriated S/F								
Non-Appropriated S/F	717.5	787.3	787.3	787.3				787.3

IPU REVENUES

General Funds
Appropriated S/F
Non-Appropriated S/F

POSITIONS

General Funds
Appropriated S/F
Non-Appropriated S/F

BASE, INFLATION, STRUCTURAL CHANGES, ENHANCEMENTS AND ONE-TIME ITEMS

*Recommend base funding to maintain Fiscal Year 2018 level of service.

**LEGISLATIVE
LEGISLATIVE COUNCIL
APPROPRIATION UNIT SUMMARY**

01-08-00 Programs	POSITIONS				DOLLARS			
	FY 2017 Actual	FY 2018 Budget	FY 2019 Request	FY 2019 Recommend	FY 2017 Actual	FY 2018 Budget	FY 2019 Request	FY 2019 Recommend
Research								
General Funds	17.0	17.0	17.0	17.0	1,627.2	1,879.8	1,877.6	1,877.6
Appropriated S/F								
Non-Appropriated S/F								
	<u>17.0</u>	<u>17.0</u>	<u>17.0</u>	<u>17.0</u>	<u>1,627.2</u>	<u>1,879.8</u>	<u>1,877.6</u>	<u>1,877.6</u>
Office of the Controller General								
General Funds	13.0	15.0	16.0	14.0	2,329.5	2,254.9	2,253.9	2,253.9
Appropriated S/F								
Non-Appropriated S/F								
	<u>13.0</u>	<u>15.0</u>	<u>16.0</u>	<u>14.0</u>	<u>2,329.5</u>	<u>2,254.9</u>	<u>2,253.9</u>	<u>2,253.9</u>
Code Revisors								
General Funds					79.3	172.2	172.2	172.2
Appropriated S/F								
Non-Appropriated S/F								
					<u>79.3</u>	<u>172.2</u>	<u>172.2</u>	<u>172.2</u>
Comm. on Uniform State Laws								
General Funds					46.8	50.7	51.8	51.8
Appropriated S/F								
Non-Appropriated S/F								
					<u>46.8</u>	<u>50.7</u>	<u>51.8</u>	<u>51.8</u>
TOTAL								
General Funds	30.0	32.0	33.0	31.0	4,082.8	4,357.6	4,355.5	4,355.5
Appropriated S/F								
Non-Appropriated S/F								
	<u>30.0</u>	<u>32.0</u>	<u>33.0</u>	<u>31.0</u>	<u>4,082.8</u>	<u>4,357.6</u>	<u>4,355.5</u>	<u>4,355.5</u>

**LEGISLATIVE
LEGISLATIVE COUNCIL
RESEARCH
INTERNAL PROGRAM UNIT SUMMARY**

01-08-01								
Lines	FY 2017 Actual	FY 2018 Budget	FY 2019 Request	FY 2019 Base	Inflation & Volume Adjustment	Structural Changes	Enhance- ments	FY 2019 Recommend
Personnel Costs								
General Funds	1,280.6	1,387.4	1,386.3	1,386.3				1,386.3
Appropriated S/F								
Non-Appropriated S/F								
	<u>1,280.6</u>	<u>1,387.4</u>	<u>1,386.3</u>	<u>1,386.3</u>				<u>1,386.3</u>
Travel								
General Funds	10.6	16.5	16.5	16.5				16.5
Appropriated S/F								
Non-Appropriated S/F								
	<u>10.6</u>	<u>16.5</u>	<u>16.5</u>	<u>16.5</u>				<u>16.5</u>
Contractual Services								
General Funds	209.6	261.4	261.4	261.4				261.4
Appropriated S/F								
Non-Appropriated S/F								
	<u>209.6</u>	<u>261.4</u>	<u>261.4</u>	<u>261.4</u>				<u>261.4</u>
Supplies and Materials								
General Funds	74.2	107.7	107.7	107.7				107.7
Appropriated S/F								
Non-Appropriated S/F								
	<u>74.2</u>	<u>107.7</u>	<u>107.7</u>	<u>107.7</u>				<u>107.7</u>
Capital Outlay								
General Funds	16.8	27.0	27.0	27.0				27.0
Appropriated S/F								
Non-Appropriated S/F								
	<u>16.8</u>	<u>27.0</u>	<u>27.0</u>	<u>27.0</u>				<u>27.0</u>
Printing - Laws and Journals								
General Funds		28.5	28.5	28.5				28.5
Appropriated S/F								
Non-Appropriated S/F								
		<u>28.5</u>	<u>28.5</u>	<u>28.5</u>				<u>28.5</u>
Sunset Committee Expenses								
General Funds	6.8	7.5	7.5	7.5				7.5
Appropriated S/F								
Non-Appropriated S/F								
	<u>6.8</u>	<u>7.5</u>	<u>7.5</u>	<u>7.5</u>				<u>7.5</u>
Technical Advisory Office								
General Funds	28.6	43.8	42.7	43.8		-1.1		42.7
Appropriated S/F								
Non-Appropriated S/F								
	<u>28.6</u>	<u>43.8</u>	<u>42.7</u>	<u>43.8</u>		<u>-1.1</u>		<u>42.7</u>
TOTAL								
General Funds	1,627.2	1,879.8	1,877.6	1,878.7		-1.1		1,877.6
Appropriated S/F								
Non-Appropriated S/F								
	<u>1,627.2</u>	<u>1,879.8</u>	<u>1,877.6</u>	<u>1,878.7</u>		<u>-1.1</u>		<u>1,877.6</u>

**LEGISLATIVE
LEGISLATIVE COUNCIL
RESEARCH
INTERNAL PROGRAM UNIT SUMMARY**

01-08-01								
Lines	FY 2017 Actual	FY 2018 Budget	FY 2019 Request	FY 2019 Base	Inflation & Volume Adjustment	Structural Changes	Enhance- ments	FY 2019 Recommend
IPU REVENUES								
General Funds								
Appropriated S/F								
Non-Appropriated S/F								
POSITIONS								
General Funds	17.0	17.0	17.0	17.0				17.0
Appropriated S/F								
Non-Appropriated S/F								
	<u>17.0</u>	<u>17.0</u>	<u>17.0</u>	<u>17.0</u>				<u>17.0</u>

BASE, INFLATION, STRUCTURAL CHANGES, ENHANCEMENTS AND ONE-TIME ITEMS

*Recommend structural change of (\$1.1) in Technical Advisory Office to Commission on Uniform State Laws (01-08-06) to reflect projected expenditures.

**LEGISLATIVE
LEGISLATIVE COUNCIL
OFFICE OF THE CONTROLLER GENERAL
INTERNAL PROGRAM UNIT SUMMARY**

01-08-02								
Lines	FY 2017 Actual	FY 2018 Budget	FY 2019 Request	FY 2019 Base	Inflation & Volume Adjustment	Structural Changes	Enhance- ments	FY 2019 Recommend
Personnel Costs								
General Funds	1,537.9	1,644.7	1,643.7	1,643.7				1,643.7
Appropriated S/F								
Non-Appropriated S/F								
	<u>1,537.9</u>	<u>1,644.7</u>	<u>1,643.7</u>	<u>1,643.7</u>				<u>1,643.7</u>
Travel								
General Funds	6.1	6.5	6.5	6.5				6.5
Appropriated S/F								
Non-Appropriated S/F								
	<u>6.1</u>	<u>6.5</u>	<u>6.5</u>	<u>6.5</u>				<u>6.5</u>
Contractual Services								
General Funds	689.1	398.1	398.1	398.1				398.1
Appropriated S/F								
Non-Appropriated S/F								
	<u>689.1</u>	<u>398.1</u>	<u>398.1</u>	<u>398.1</u>				<u>398.1</u>
Supplies and Materials								
General Funds	30.7	63.0	63.0	63.0				63.0
Appropriated S/F								
Non-Appropriated S/F								
	<u>30.7</u>	<u>63.0</u>	<u>63.0</u>	<u>63.0</u>				<u>63.0</u>
Capital Outlay								
General Funds		24.3	24.3	24.3				24.3
Appropriated S/F								
Non-Appropriated S/F								
		<u>24.3</u>	<u>24.3</u>	<u>24.3</u>				<u>24.3</u>
Legislative Council								
General Funds	1.2	25.0	25.0	25.0				25.0
Appropriated S/F								
Non-Appropriated S/F								
	<u>1.2</u>	<u>25.0</u>	<u>25.0</u>	<u>25.0</u>				<u>25.0</u>
Family Law Commission Expenses								
General Funds	1.2	8.3	8.3	8.3				8.3
Appropriated S/F								
Non-Appropriated S/F								
	<u>1.2</u>	<u>8.3</u>	<u>8.3</u>	<u>8.3</u>				<u>8.3</u>
JFC/CIP Contingency								
General Funds	13.6	15.0	15.0	15.0				15.0
Appropriated S/F								
Non-Appropriated S/F								
	<u>13.6</u>	<u>15.0</u>	<u>15.0</u>	<u>15.0</u>				<u>15.0</u>
Internship Contingency								
General Funds		5.0	5.0	5.0				5.0
Appropriated S/F								
Non-Appropriated S/F								
		<u>5.0</u>	<u>5.0</u>	<u>5.0</u>				<u>5.0</u>

**LEGISLATIVE
LEGISLATIVE COUNCIL
OFFICE OF THE CONTROLLER GENERAL
INTERNAL PROGRAM UNIT SUMMARY**

01-08-02								
Lines	FY 2017 Actual	FY 2018 Budget	FY 2019 Request	FY 2019 Base	Inflation & Volume Adjustment	Structural Changes	Enhance- ments	FY 2019 Recommend
U. of D. Senior Center Formula Update								
General Funds	25.0	25.0	25.0	25.0				25.0
Appropriated S/F								
Non-Appropriated S/F	25.0	25.0	25.0	25.0				25.0
Clean Air Policy Committee								
General Funds		10.0	10.0	10.0				10.0
Appropriated S/F								
Non-Appropriated S/F		10.0	10.0	10.0				10.0
Security								
General Funds	22.2	30.0	30.0	30.0				30.0
Appropriated S/F								
Non-Appropriated S/F	22.2	30.0	30.0	30.0				30.0
Tricentennial Commission								
General Funds	2.5							
Appropriated S/F								
Non-Appropriated S/F	2.5							
TOTAL								
General Funds	2,329.5	2,254.9	2,253.9	2,253.9				2,253.9
Appropriated S/F								
Non-Appropriated S/F	2,329.5	2,254.9	2,253.9	2,253.9				2,253.9
IPU REVENUES								
General Funds								
Appropriated S/F								
Non-Appropriated S/F								
POSITIONS								
General Funds	13.0	15.0	16.0	14.0				14.0
Appropriated S/F								
Non-Appropriated S/F	13.0	15.0	16.0	14.0				14.0

BASE, INFLATION, STRUCTURAL CHANGES, ENHANCEMENTS AND ONE-TIME ITEMS

*Base adjustments include (1.0) FTE to address critical workforce needs.

**LEGISLATIVE
LEGISLATIVE COUNCIL
CODE REVISORS
INTERNAL PROGRAM UNIT SUMMARY**

01-08-03								
Lines	FY 2017 Actual	FY 2018 Budget	FY 2019 Request	FY 2019 Base	Inflation & Volume Adjustment	Structural Changes	Enhance- ments	FY 2019 Recommend
Travel								
General Funds		1.0	1.0	1.0				1.0
Appropriated S/F								
Non-Appropriated S/F		_____	_____	_____				_____
		1.0	1.0	1.0				1.0
Contractual Services								
General Funds	79.3	170.8	170.8	170.8				170.8
Appropriated S/F								
Non-Appropriated S/F	_____	_____	_____	_____				_____
	79.3	170.8	170.8	170.8				170.8
Supplies and Materials								
General Funds		0.4	0.4	0.4				0.4
Appropriated S/F								
Non-Appropriated S/F		_____	_____	_____				_____
		0.4	0.4	0.4				0.4
TOTAL								
General Funds	79.3	172.2	172.2	172.2				172.2
Appropriated S/F								
Non-Appropriated S/F	_____	_____	_____	_____				_____
	79.3	172.2	172.2	172.2				172.2
IPU REVENUES								
General Funds								
Appropriated S/F								
Non-Appropriated S/F								
POSITIONS								
General Funds								
Appropriated S/F								
Non-Appropriated S/F								

BASE, INFLATION, STRUCTURAL CHANGES, ENHANCEMENTS AND ONE-TIME ITEMS

*Recommend base funding to maintain Fiscal Year 2018 level of service.

**LEGISLATIVE
LEGISLATIVE COUNCIL
COMM. ON UNIFORM STATE LAWS
INTERNAL PROGRAM UNIT SUMMARY**

01-08-06								
Lines	FY 2017 Actual	FY 2018 Budget	FY 2019 Request	FY 2019 Base	Inflation & Volume Adjustment	Structural Changes	Enhance- ments	FY 2019 Recommend
Travel								
General Funds	13.2	15.3	15.3	15.3				15.3
Appropriated S/F								
Non-Appropriated S/F	13.2	15.3	15.3	15.3				15.3
Contractual Services								
General Funds	32.0	35.2	36.3	35.2		1.1		36.3
Appropriated S/F								
Non-Appropriated S/F	32.0	35.2	36.3	35.2		1.1		36.3
Supplies and Materials								
General Funds		0.2	0.2	0.2				0.2
Appropriated S/F								
Non-Appropriated S/F		0.2	0.2	0.2				0.2
Operations								
General Funds	1.6							
Appropriated S/F								
Non-Appropriated S/F	1.6							
TOTAL								
General Funds	46.8	50.7	51.8	50.7		1.1		51.8
Appropriated S/F								
Non-Appropriated S/F	46.8	50.7	51.8	50.7		1.1		51.8
IPU REVENUES								
General Funds								
Appropriated S/F								
Non-Appropriated S/F								
POSITIONS								
General Funds								
Appropriated S/F								
Non-Appropriated S/F								

BASE, INFLATION, STRUCTURAL CHANGES, ENHANCEMENTS AND ONE-TIME ITEMS

*Recommend structural change of \$1.1 in Contractual Services from Research (01-08-01) to reflect projected expenditures.