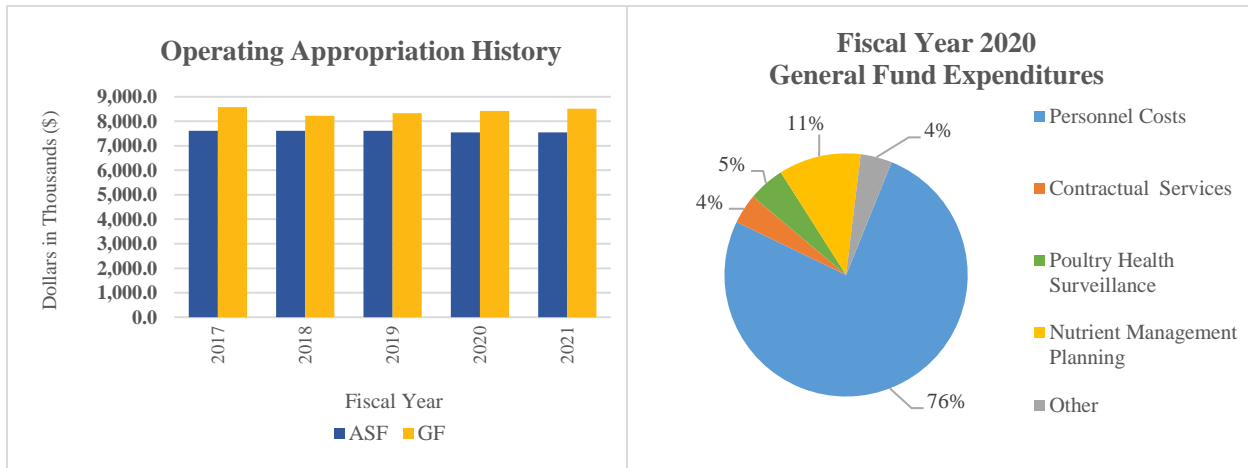



## At a Glance

- Maintain and increase agricultural profitability by identifying and supporting opportunities to expand the sale of Delaware's agricultural products, preserving the agricultural land base through the purchase of development rights and facilitating agricultural research;
- Maintain same-day response to all human, animal and plant health emergencies;
- Reduce residues, pathogens and contaminants in the food supply; and the risk of food-borne illness through education and inspection;
- Develop and implement nutrient management practices to protect ground and surface waters, while maintaining a viable agricultural industry; and
- Support fair commerce for Delaware's consumers by ensuring the integrity of weighing and measuring devices.

# Agriculture



## Overview

The mission of the Delaware Department of Agriculture (DDA) is to sustain and promote the viability of food, fiber and agricultural industries in Delaware through quality services that protect and enhance the environment, health and welfare of the general public. DDA is comprised of 13 sections: Administration; Agriculture Compliance; Food Products Inspection; Forest Service; Harness Racing Commission; Pesticides; Planning; Plant Industries; Animal Health; Thoroughbred Racing Commission; Weights and Measures; Nutrient Management; and Agricultural Lands Preservation Foundation.


## On the Web

For more information, visit [agriculture.delaware.gov](http://agriculture.delaware.gov).

## Performance Measures


IPU	Performance Measure Name	Fiscal Year 2020 Actual	Fiscal Year 2021 Budget	Fiscal Year 2022 Governor's Recommended
65-01-01	<b>Administration</b>			
	\$ of specialty crop grant funding	\$359,016	\$344,532	\$340,000
	\$ of gross receipts for Delaware farmers markets (millions)	\$3,277,788	\$2,000,000	\$3,000,000

# Agriculture




IPU	Performance Measure Name	Fiscal Year 2020 Actual	Fiscal Year 2021 Budget	Fiscal Year 2022 Governor's Recommended
	\$ of Senior Farmers Market Nutrition Program Funding: State Federal	State: \$20,000 Fed: \$30,000	State: \$20,000 Fed: \$30,000	State: \$20,000 Fed: \$30,000
<b>65-01-02</b>	<b><i>Agriculture Compliance</i></b>			
	# of samples tested for pet food/animal/livestock feed: official submitted	Official: 253 Submitted: 69	Official: 250 Submitted: 120	Official: 250 Submitted: 120
	# of samples tested for fertilizer and liming materials: official submitted	Official: 184 Submitted: 52	Official: 175 Submitted: 15	Official: 175 Submitted: 15
	# of official samples tested for frozen desserts	45	40	40
	# of submitted samples tested for livestock manure and poultry litter	738	800	800
	# of pet food/animal/livestock feed products approved for registration	16,613	14,500	14,500
	# of fertilizer and liming materials approved for registration	5,194	4,500	4,500
<b>65-01-03</b>	<b><i>Food Products Inspection</i></b>			
	# of food inspected, grade verified (millions): grade A poultry (lbs.) grade A eggs (dozens) fruits and vegetables (lbs.)	652 9.7 .14	750 9.8 .21	750 9.8 .21
	# of retail shell egg graded inspection (approximately 450 stores): inspections violations	0 0	200 0	250 0
	# of food services safety training programs/ interactive encounters with various groups	173	150	200

# Agriculture




IPU	Performance Measure Name	Fiscal Year 2020 Actual	Fiscal Year 2021 Budget	Fiscal Year 2022 Governor's Recommended
	# of meat and poultry products (lbs.):			
	inspected (millions)	14.5	13.5	13.5
	condemned (thousands)	5.9	4.0	4.0
	# of compliance enforcement actions taken for trucking companies, retail stores, and state agencies:			
	reviews	732	800	800
	product condemned (lbs.)	333	100	100
<b>65-01-04</b>	<b>Forest Service</b>			
	% of timber harvests that follow a management plan (acres)	N/A*	50%	50%
	% of incorporated communities recognized by the National Arbor Day Foundation as Tree City USA, recipients of a U&CF grant, or those with a Tree Friendly Community (57 total incorporated communities)	N/A*	50%	50%
	% of volunteer fire companies participating in wildfire-related programs (60 total VFCs)	N/A*	70%	70%
	% of public K-4 elementary schools participating in Forest Service education programs (108 total schools)	N/A*	65%	65%
<b>*Metrics were changed for FY21</b>				
<b>65-01-05</b>	<b>Harness Racing Commission</b>			
	% accreditation of commission's judges	100%	100%	100%
	% oversight of racing events	100%	100%	100%
	# of equine samples tested for prohibitive medications:			
	blood and urine	1,668	1,400	1,400
	blood only, include Cobalt	631	500	500
	# of out of competition tests	92	75	75
	# of pre-race blood gas samples collected to determine metabolic alkalosis	2,540	2,000	2,000

# Agriculture




IPU	Performance Measure Name	Fiscal Year 2020 Actual	Fiscal Year 2021 Budget	Fiscal Year 2022 Governor's Recommended
	# of human samples tested for prohibitive substances	107	170	100
	# of breathalyzer tests administered to licensees	6,711	6,700	6,500
	# of racing participants licensed	1,180	1,150	1,100
<b>65-01-06</b>	<b><i>Pesticides</i></b>			
	% of sample analysis related to priority incidents	86	50	50
	# of pesticide containers recycled	50,847	45,000	45,000
	% of actionable inspections	24.8%	30%	30%
	# of pesticide applicators certified	3096	3188	3283
<b>65-01-07</b>	<b><i>Planning</i></b>			
	% of zoning and subdivision proposals reviewed affecting agriculture	65%	60%	60%
<b>65-01-08</b>	<b><i>Plant Industries</i></b>			
	# of certified acres inspected	4,250	4,500	4,500
	% of businesses inspected for Seed Law compliance	70%	70%	70%
	% of retail nursery locations inspected	25%	39%	39%
	% of acres infested with noxious weeds treated or under a control program	70%	80%	80%
	# of registered bee colonies inspected	1123	1200	1200
	% of reviewed regulatory permits meeting requirements and reviewed within 10 days	72%	100%	100%
	# of key pests in statewide survey	20	20	20
<b>65-01-09</b>	<b><i>Animal Health</i></b>			
	# of auction visits	39	45	45
	# of avian influenza (AI) tests	5326	5200	5200

# Agriculture




IPU	Performance Measure Name	Fiscal Year 2020 Actual	Fiscal Year 2021 Budget	Fiscal Year 2022 Governor's Recommended
	# of positive AI tests	0	0	0
	# of hatchery visits	36	44	44
	# of equine infectious anemia tests performed	1511	1650	1650
	% of human exposure rabies specimens with same-day turnaround time	98%	100%	100%
<b>65-01-10</b>	<b><i>Thoroughbred Racing Commission</i></b>			
	% accreditation of commission's stewards	100%	100%	100%
	% oversight of racing events	100%	100%	100%
	# of equine samples tested for prohibitive medications	698	750	750
	# of pre-race blood gas samples collected to determine metabolic alkalosis	391	450	450
	# of equine samples collected and tested for blood doping agents pursuant to out of competition testing program	152	200	200
	# of applicants licensed	3,505	4,000	4,000
<b>65-01-11</b>	<b><i>Weights and Measures</i></b>			
	# of consumer complaints	60	33	50
	# of small/large scales: tested rejected	Tested: 2922 Rejected: 368	Tested: 665 Rejected: 85	Tested: 1200 Rejected: 150
	# of truck scales: tested rejected	Tested: 99 Rejected: 18	Tested: 22 Rejected: 6	Tested: 175 Rejected: 15
	# of petroleum meters: inspected rejected	Tested: 8545 Rejected: 2136	Tested: 3200 Rejected: 1500	Tested: 4500 Rejected: 500
	# of vehicle tank meters: tested rejected	Tested: 195 Rejected: 31	Tested: 165 Rejected: 20	Tested: 250 Rejected: 25
	# of moisture meters: tested rejected	Tested: 61 Rejected: 7	Tested: 25 Rejected: 3	Tested: 45 Rejected: 2

# Agriculture



IPU	Performance Measure Name	Fiscal Year 2020 Actual	Fiscal Year 2021 Budget	Fiscal Year 2022 Governor's Recommended
	# of Delaware State Police enforcement scales: tested rejected	Tested: 50 Rejected: 2	Tested: 50 Rejected: 0	Tested: 50 Rejected: 0
	# of package lots: compliance tested audited rejected	Tested: 261 Audited: 80 Rejected: 185	Tested: 260 Audited: 60 Rejected: 200	Tested: 500 Audited: 100 Rejected: 150
	# of price verifications: performed failed	Performed: 8 Failed: 5	Performed: 5 Failed: 0	Performed: 2 Failed: 0
	# of technicians registered	333	340	355
	# of licensed weighmasters	806	825	850
	# of gas samples: checked for octane compliance sent to fuel lab for further testing rejected	0	0	2
<b>65-01-12</b>	<b><i>Nutrient Management</i></b>			
	Poultry litter-manure relocated within Delaware for land application (tons)	21,204	22,500	22,500
	Poultry litter-manure exported from Delaware for land application (tons)	39,429	30,000	30,000
	Poultry litter-manure relocated to an alternative use project (tons)	8,903	4,000	9,000
	% of cropland and nutrient applied land managed under a current plan developed by a certified consultant	100	100	100
	# of acres managed under an updated nutrient management plan	474,405	450,000	440,000
	# of nutrient consultants	155	162	162
	# of commercial handlers	98	100	100
	# of private applicators	1,029	1,029	1,029
	# of nutrient generators	529	529	529
	# of nutrient management farm audits	44	160	160

# Agriculture



IPU	Performance Measure Name	Fiscal Year 2020 Actual	Fiscal Year 2021 Budget	Fiscal Year 2022 Governor's Recommended
	# of Concentrated Animal Feeding Operation (CAFO) farm audits performed	4	60	60
	# of constituent complaints: received resolved	Received: 29 Resolved: 29	Received: 40 Resolved: 40	Received: 40 Resolved: 40
	# of notice of intents for CAFO permits	340	466	466
<b>65-01-13</b>	<b><i>Agricultural Lands Preservation Foundation</i></b>			
	# of new acres of prime farmland permanently preserved	5,426	4,500	9,000
	# of new participants in the Young Farmers program	3	5	5