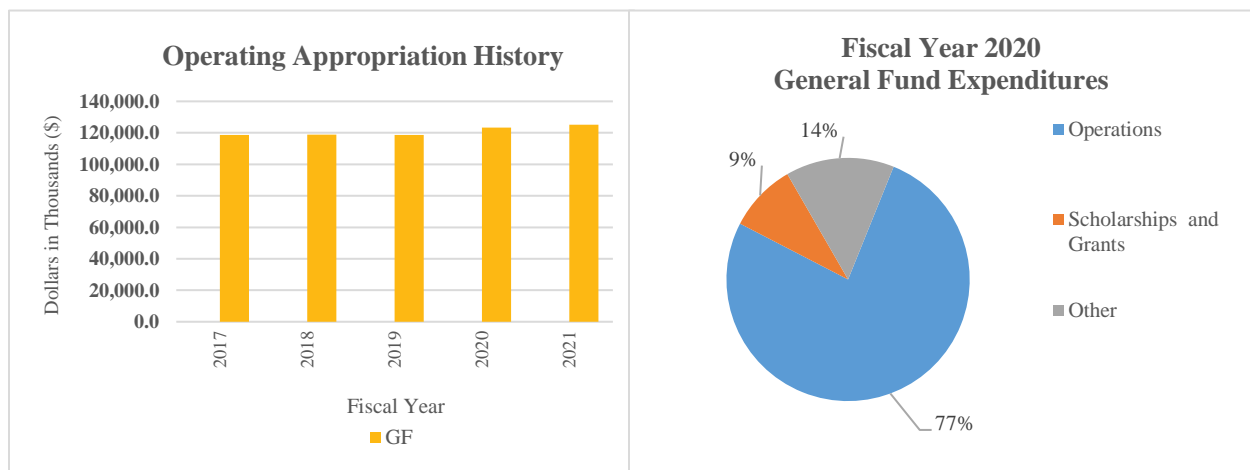




## At a Glance

- Enroll an average of 23,613 individuals and award 6,026 degrees;
- Offer 60 doctoral, 126 master, 150 bachelor and 3 associate degree programs and 100+ study abroad programs;
- Offer 21 NCAA Division I teams, 38 club sports with over 1,400 participants, and 29 intramurals sports with over 5,600 participants annually.




## Overview

The mission of the University of Delaware (UD) is to develop and maintain strong undergraduate and graduate curricula; strengthen academic, research and service programs; and maintain a strong academic reputation that continues to attract highly qualified students.

The educational experience at UD is one of intellectual fulfillment and preparation for productive careers. The first concern of UD's program of instruction is to provide rigorous and demanding standards to develop primary linguistic, cognitive and information skills in students for success at UD and in postgraduate life.

UD exists to cultivate learning, develop knowledge and foster the free exchange of ideas. State-assisted, yet privately governed, UD has a strong tradition of distinguished scholarship, research, teaching and service that is grounded in a commitment to increasing and disseminating scientific, humanistic and social knowledge for the benefit of the larger society. With roots reaching back to 1743, and chartered by the State in 1833, UD is a land-grant, sea-grant and space-grant institution.

UD is dedicated to outstanding undergraduate and professional education and serves as a major research university with extensive graduate programs. University faculty are committed to the



intellectual, cultural and ethical development of students as citizens, scholars and professionals. Graduates are prepared to contribute to a global society that requires leaders with creativity, integrity and a dedication to service.


As an institution engaged in addressing the critical needs of the State, nation and global community, UD carries out its mission with the support of alumni who span the globe and partner with public, private and nonprofit institutions in Delaware and beyond.

## On the Web

For more information, visit [udel.edu](http://udel.edu).

## Performance Measures

IPU	Performance Measure Name	Fiscal Year 2020 Actual	Fiscal Year 2021 Budget	Fiscal Year 2022 Governor's Recommended
<b>90-01-01</b>	<b><i>University of Delaware</i></b>			
	# of matriculated students:			
	Undergraduate*	19,047	18,618	18,818
	Graduate	4,130	4,285	4,385
	% of resident students:			
	Undergraduate*	39%	40%	41%
	Graduate	24%	26%	27%
	% of domestic underrepresented minority students:			
Undergraduate*	17%	18%	19%	
Graduate	11%	12%	13%	
Median SAT scores for Newark campus entering freshman	1250	1250	1250	
% of student retention Newark campus freshman to sophomore**	91%	90%	91%	
% of Newark campus students graduating within six years***	82%	84%	85%	



IPU	Performance Measure Name	Fiscal Year 2020 Actual	Fiscal Year 2021 Budget	Fiscal Year 2022 Governor's Recommended
	% of baccalaureate graduates employed or in graduate school****	95%	95%	95%
<p><i>*Includes Associate in Arts program.</i></p> <p><i>**Fiscal Year 2020 represents the 2018 entering cohort, Fiscal Year 2021 represents the 2019 entering cohort, and Fiscal Year 2022 represents the 2020 entering cohort.</i></p> <p><i>***Fiscal Year 2020 represents the 2013 entering cohort, Fiscal Year 2021 represents the 2014 entering cohort, and Fiscal Year 2022 represents the 2015 entering cohort.</i></p> <p><i>****Fiscal Year 2020 represents the 2018 graduating class, Fiscal Year 2021 represents the 2019 graduating class, and Fiscal Year 2022 represents the 2020 graduating class.</i></p>				