Fire Prevention Commission

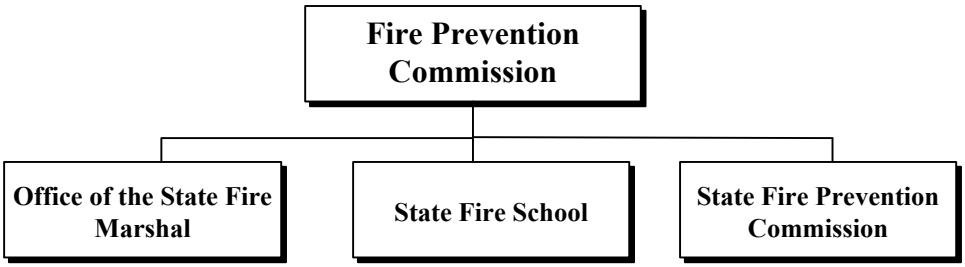

At a Glance

- Protect life and property from fire for the residents of Delaware;
- Provide residents of Delaware and all visitors a fire safe environment in the home, the workplace or wherever they pursue their varied interests;
- Provide firefighters, Emergency Medical Services personnel, first responders and residents with professional instruction and training to ensure quality emergency response; and
- Improve public safety in the State.

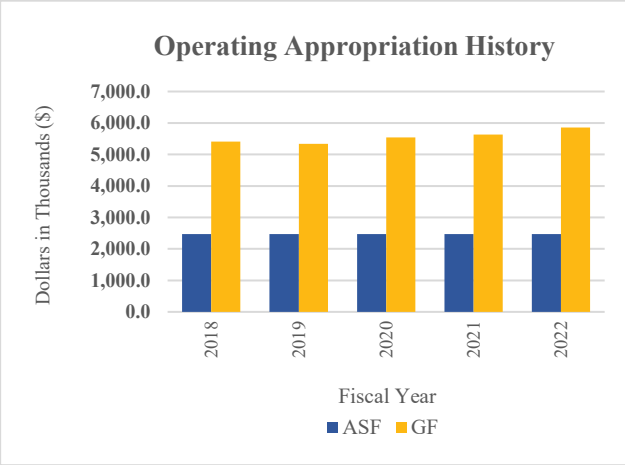

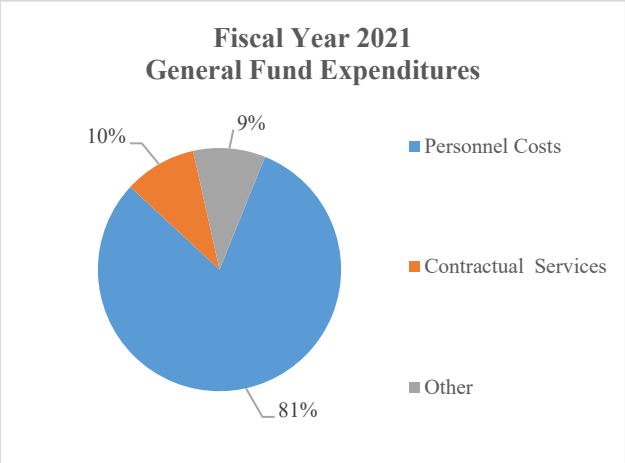

Overview

The Office of the State Fire Marshal provides enforcement of the state fire prevention regulations; performs inspections, plan reviews, fire investigations, juvenile intervention programs, and interacts with the public.

The State Fire School provides training on a daily basis, undertakes projects and engages in activities which will serve to improve emergency response capabilities of the State's fire responders.

Fire Prevention Commission

The State Fire Prevention Commission provides leadership, policy development, planning, and analysis with regard to state fire prevention regulations, ambulance regulations, fire company financial reporting, Emergency Medical Technician certification, ambulance inspections, and investigatory services.

On the Web

For more information about the Office of the State Fire Marshal, visit statefiremarshal.delaware.gov.

For more information about the State Fire School, visit statefireschool.delaware.gov.

For more information about the State Fire Prevention Commission, visit statefirecommission.delaware.gov.

Performance Measures

IPU	Performance Measure Name	Fiscal Year 2021 Actual	Fiscal Year 2022 Budget	Fiscal Year 2023 Governor's Recommended
75-01-01	***Office of the State Fire Marshal****			
	Life Safety Inspections conducted per deputy	48	72	100
	Fire Code Complaints handled per deputy	12	20	25
	Average turnaround time for full plan reviews (days)	10	15	13
	Fire investigation caseload per deputy	43	50	60
	Plan review caseload per fire protection specialist	395	420	440
	Full plan reviews/ inspections:			
	New Castle County	2,570	2,600	2730
	Kent County	781	810	850
	Sussex County	2,371	2400	2520
	**Performance results have been impacted by COVID-19*			
75-02-01	***State Fire School***			
	# of programs*	949	1500	1500
	# of fire safety/injury prevention programs*	49	250	250

Fire Prevention Commission

IPU	Performance Measure Name	Fiscal Year 2021 Actual	Fiscal Year 2022 Budget	Fiscal Year 2023 Governor's Recommended
	# of students:			
	fire/rescue*	7,992	10,000	10,000
	emergency care	4,291	6,000	6,000
	industry	1,206	1,000	1,000
	hazardous materials technician program	660	500	500
	fire safety/injury prevention*	3,260	50,000	50,000
	**Performance results have been impacted by COVID-19*			
75-03-01	***State Fire Prevention Commission***			
	# of hearings - public, appeal, and grievance	24	18	18
	# of commission meetings	11	12	12
	# of fire service functions	210	300	300
	# of emergency service functions	62	75	75

FIRE PREVENTION COMMISSION
DEPARTMENT SUMMARY

75-00-00	POSITIONS				DOLLARS			
	FY 2021	FY 2022	FY 2023	FY 2023	FY 2021	FY 2022	FY 2023	FY 2023
Appropriation Units	**Actual**	**Budget**	**Request**	**Recommend**	**Actual**	**Budget**	**Request**	**Recommend**
Office of the State Fire Marshal								
General Fund	26.5	26.5	26.5	**26.5**	2,571.9	2,793.9	2,858.2	**2,858.2**
Appropriated Special Fund	25.5	25.5	25.5	**25.5**	1,991.5	2,424.7	2,424.7	**2,424.7**
Non-Approp. Special Fund								
	52.0	52.0	52.0	**52.0**	4,563.4	5,218.6	5,282.9	**5,282.9**
State Fire School								
General Fund	18.5	19.5	20.5	**20.0**	2,549.1	2,869.8	2,935.6	**2,935.6**
Appropriated Special Fund					37.0	50.0	50.0	**50.0**
Non-Approp. Special Fund	0.5	0.5	0.0	**0.0**	951.4	870.3	870.3	**870.3**
	19.0	20.0	20.5	**20.0**	3,537.5	3,790.1	3,855.9	**3,855.9**
State Fire Prevention Commission								
General Fund	3.0	5.0	7.0	**5.0**	304.6	497.7	652.0	**502.4**
Appropriated Special Fund								
Non-Approp. Special Fund					4,337.3			
	3.0	5.0	7.0	**5.0**	4,641.9	497.7	652.0	**502.4**
TOTAL								
General Fund	48.0	51.0	54.0	**51.5**	5,425.6	6,161.4	6,445.8	**6,296.2**
Appropriated Special Fund	25.5	25.5	25.5	**25.5**	2,028.5	2,474.7	2,474.7	**2,474.7**
Non-Approp. Special Fund	0.5	0.5	0.0	**0.0**	5,288.7	870.3	870.3	**870.3**
	74.0	77.0	79.5	**77.0**	12,742.8	9,506.4	9,790.8	**9,641.2**

Fire Prevention Commission
Office of the State Fire Marshal
Office of the State Fire Marshal
Internal Program Unit Summary

75-01-01 LINES	FY 2021 Actual	FY 2022 Budget	FY 2023 Request	FY 2023 Base	Inflation & Volume Adjustment	Structural Changes	Enhance- ments	FY 2023 Recommend
Personnel Costs								
General Fund	2,229.3	2,406.7	2,471.0	2,471.0				**2,471.0**
Appropriated Special Fund	1,794.2	1,745.2	1,745.2	1,745.2				**1,745.2**
Non-Approp. Special Fund								
	4,023.5	4,151.9	4,216.2	4,216.2				**4,216.2**
Travel								
General Fund								
Appropriated Special Fund	1.0	34.0	34.0	34.0				**34.0**
Non-Approp. Special Fund								
	1.0	34.0	34.0	34.0				**34.0**
Contractual Services								
General Fund	286.7	308.2	308.2	308.2				**308.2**
Appropriated Special Fund	120.3	366.8	366.8	366.8				**366.8**
Non-Approp. Special Fund								
	407.0	675.0	675.0	675.0				**675.0**
Energy								
General Fund	36.4	55.6	55.6	55.6				**55.6**
Appropriated Special Fund								
Non-Approp. Special Fund								
	36.4	55.6	55.6	55.6				**55.6**
Supplies and Materials								
General Fund	19.5	23.4	23.4	23.4				**23.4**
Appropriated Special Fund	3.3	81.0	81.0	81.0				**81.0**
Non-Approp. Special Fund								
	22.8	104.4	104.4	104.4				**104.4**
Capital Outlay								
General Fund								
Appropriated Special Fund	72.7	196.2	196.2	196.2				**196.2**
Non-Approp. Special Fund								
	72.7	196.2	196.2	196.2				**196.2**
Revenue Refund								
General Fund								
Appropriated Special Fund		1.5	1.5	1.5				**1.5**
Non-Approp. Special Fund								
	0.0	1.5	1.5	1.5				**1.5**
TOTAL								
General Fund	2,571.9	2,793.9	2,858.2	2,858.2				**2,858.2**
Appropriated Special Fund	1,991.5	2,424.7	2,424.7	2,424.7				**2,424.7**
Non-Approp. Special Fund								
	4,563.4	5,218.6	5,282.9	5,282.9				**5,282.9**

Fire Prevention Commission
Office of the State Fire Marshal
Office of the State Fire Marshal
Internal Program Unit Summary

75-01-01 LINES	FY 2021 Actual	FY 2022 Budget	FY 2023 Request	FY 2023 Base	Inflation & Volume Adjustment	Structural Changes	Enhance- ments	FY 2023 Recommend
IPU REVENUES								
General Fund	79.5	65.8	65.8	65.8				**65.8**
Appropriated Special Fund	4,091.6	2,737.3	2,737.3	2,737.3				**2,737.3**
Non-Approp. Special Fund	136.0							
	4,307.1	2,803.1	2,803.1	2,803.1				**2,803.1**
POSITIONS								
General Fund	26.5	26.5	26.5	26.5				**26.5**
Appropriated Special Fund	25.5	25.5	25.5	25.5				**25.5**
Non-Approp. Special Fund								
	52.0	52.0	52.0	52.0				**52.0**

BASE, INFLATION, STRUCTURAL CHANGES, ENHANCEMENTS AND ONE-TIME ITEMS

- Recommend base funding to maintain Fiscal Year 2022 level of service.

Fire Prevention Commission
State Fire School
State Fire School
Internal Program Unit Summary

75-02-01 LINES	FY 2021 Actual	FY 2022 Budget	FY 2023 Request	FY 2023 Base	Inflation & Volume Adjustment	Structural Changes	Enhance- ments	FY 2023 Recommend
Personnel Costs								
General Fund	1,961.5	2,065.0	2,130.8	2,085.9			44.9	**2,130.8**
Appropriated Special Fund								
Non-Approp. Special Fund	39.4	44.9	0.0	44.9			-44.9	**0.0**
	2,000.9	2,109.9	2,130.8	2,130.8				**2,130.8**
Travel								
General Fund								
Appropriated Special Fund								
Non-Approp. Special Fund	0.5	14.0	14.0	14.0				**14.0**
	0.5	14.0	14.0	14.0				**14.0**
Contractual Services								
General Fund	219.0	299.1	299.1	299.1				**299.1**
Appropriated Special Fund								
Non-Approp. Special Fund	251.4	279.5	304.4	279.5			24.9	**304.4**
	470.4	578.6	603.5	578.6			24.9	**603.5**
Energy								
General Fund	93.5	90.6	90.6	90.6				**90.6**
Appropriated Special Fund								
Non-Approp. Special Fund								
	93.5	90.6	90.6	90.6				**90.6**
Supplies and Materials								
General Fund	101.8	110.0	110.0	110.0				**110.0**
Appropriated Special Fund								
Non-Approp. Special Fund	373.3	526.9	546.9	526.9			20.0	**546.9**
	475.1	636.9	656.9	636.9			20.0	**656.9**
Capital Outlay								
General Fund	23.7	35.5	35.5	35.5				**35.5**
Appropriated Special Fund								
Non-Approp. Special Fund	280.7							
	304.4	35.5	35.5	35.5				**35.5**
Educational Assistance								
General Fund		120.0	120.0	120.0				**120.0**
Appropriated Special Fund								
Non-Approp. Special Fund								
	0.0	120.0	120.0	120.0				**120.0**
EMT Training								
General Fund	145.0	145.0	145.0	145.0				**145.0**
Appropriated Special Fund								
Non-Approp. Special Fund								
	145.0	145.0	145.0	145.0				**145.0**

Fire Prevention Commission
State Fire School
State Fire School
Internal Program Unit Summary

75-02-01 LINES	FY 2021 Actual	FY 2022 Budget	FY 2023 Request	FY 2023 Base	Inflation & Volume Adjustment	Structural Changes	Enhance- ments	FY 2023 Recommend
Local Emergency Planning Commission								
General Fund								
Appropriated Special Fund	37.0	50.0	50.0	50.0				**50.0**
Non-Approp. Special Fund								
	37.0	50.0	50.0	50.0				**50.0**
Other Items								
General Fund								
Appropriated Special Fund								
Non-Approp. Special Fund	6.1	5.0	5.0	5.0				**5.0**
	6.1	5.0	5.0	5.0				**5.0**
Stress Management								
General Fund	4.6	4.6	4.6	4.6				**4.6**
Appropriated Special Fund								
Non-Approp. Special Fund								
	4.6	4.6	4.6	4.6				**4.6**
TOTAL								
General Fund	2,549.1	2,869.8	2,935.6	2,890.7			44.9	**2,935.6**
Appropriated Special Fund	37.0	50.0	50.0	50.0				**50.0**
Non-Approp. Special Fund	951.4	870.3	870.3	870.3				**870.3**
	3,537.5	3,790.1	3,855.9	3,811.0			44.9	**3,855.9**
IPU REVENUES								
General Fund								
Appropriated Special Fund	33.1	50.0	50.0	50.0				**50.0**
Non-Approp. Special Fund	1,079.7	870.3	870.3	870.3				**870.3**
	1,112.8	920.3	920.3	920.3				**920.3**
POSITIONS								
General Fund	18.5	19.5	20.5	19.5			0.5	**20.0**
Appropriated Special Fund								
Non-Approp. Special Fund	0.5	0.5	0.0	0.5			-0.5	**0.0**
	19.0	20.0	20.5	20.0				**20.0**

BASE, INFLATION, STRUCTURAL CHANGES, ENHANCEMENTS AND ONE-TIME ITEMS

- Recommend enhancements of $44.9 in Personnel Costs and 0.5 FTE and (0.5) NSF FTE Training Administrator I to switch fund position to reflect workload.

Fire Prevention Commission
State Fire Prevention Commission
State Fire Prevention Commission
Internal Program Unit Summary

75-03-01 LINES	FY 2021 Actual	FY 2022 Budget	FY 2023 Request	FY 2023 Base	Inflation & Volume Adjustment	Structural Changes	Enhance- ments	FY 2023 Recommend
Personnel Costs								
General Fund	233.7	347.9	500.2	350.6				**350.6**
Appropriated Special Fund								
Non-Approp. Special Fund								
	233.7	347.9	500.2	350.6				**350.6**
Travel								
General Fund	10.9	13.0	13.0	13.0				**13.0**
Appropriated Special Fund								
Non-Approp. Special Fund								
	10.9	13.0	13.0	13.0				**13.0**
Contractual Services								
General Fund	38.3	56.7	58.7	56.7			2.0	**58.7**
Appropriated Special Fund								
Non-Approp. Special Fund	4,337.3							
	4,375.6	56.7	58.7	56.7			2.0	**58.7**
Supplies and Materials								
General Fund	4.8	5.1	5.1	5.1				**5.1**
Appropriated Special Fund								
Non-Approp. Special Fund								
	4.8	5.1	5.1	5.1				**5.1**
Statewide Fire Safety Education								
General Fund	16.9	75.0	75.0	75.0				**75.0**
Appropriated Special Fund								
Non-Approp. Special Fund								
	16.9	75.0	75.0	75.0				**75.0**
TOTAL								
General Fund	304.6	497.7	652.0	500.4			2.0	**502.4**
Appropriated Special Fund								
Non-Approp. Special Fund	4,337.3							
	4,641.9	497.7	652.0	500.4			2.0	**502.4**
IPU REVENUES								
General Fund								
Appropriated Special Fund								
Non-Approp. Special Fund	4,457.0							
	4,457.0	0.0	0.0	0.0				**0.0**

Fire Prevention Commission
State Fire Prevention Commission
State Fire Prevention Commission
Internal Program Unit Summary

75-03-01 LINES	FY 2021 Actual	FY 2022 Budget	FY 2023 Request	FY 2023 Base	Inflation & Volume Adjustment	Structural Changes	Enhance- ments	FY 2023 Recommend
POSITIONS								
General Fund	3.0	5.0	7.0	5.0				**5.0**
Appropriated Special Fund								
Non-Approp. Special Fund								
	3.0	5.0	7.0	5.0				**5.0**

BASE, INFLATION, STRUCTURAL CHANGES, ENHANCEMENTS AND ONE-TIME ITEMS

- Recommend enhancement of $2.0 in Contractual Services for licenses and maintenance for the Fire Marshal Information System. Do not recommend additional enhancements of $149.5 in Personnel Costs and 2.0 FTEs.