



## Project Summary Chart

### State Capital Funds

	FY 2023	FY 2024 Request	FY 2024 Recommended	FY 2025 Request	FY 2026 Request
1. Road System (Projects 1-83)	\$ 209,457,841	\$ 209,819,825	\$ 209,819,825	\$ 213,456,745	\$ 206,843,825
2. Grants and Allocations (Projects 84-87)	\$ 44,200,000	\$ 38,680,000	\$ 38,680,000	\$ 38,680,000	\$ 38,680,000
3. Transit System (Projects 88-95)	\$ 12,342,611	\$ 15,339,619	\$ 15,339,619	\$ 11,529,525	\$ 9,816,381
4. Support System (Projects 96-102)	\$ 45,392,311	\$ 58,441,032	\$ 58,441,032	\$ 65,700,175	\$ 49,310,001
<b>Total</b>	<b>\$ 311,392,763</b>	<b>\$ 322,280,476</b>	<b>\$ 322,280,476</b>	<b>\$ 329,366,445</b>	<b>\$ 304,650,207</b>

### 1. I-95 and SR 896 Interchange Improvements

Funding is requested for improvements at I-95 and SR 896 interchange including ramp realignments and other geometric improvements to address safety and congestion issues.

#### Funding Schedule

	State	Federal	Other
FY 2019	\$ 800,000	\$ -	\$ -
FY 2021	\$ 1,400,000	\$ 2,122,455	\$ -
FY 2022	\$ 72,705,000	\$ 7,549,411	\$ -
FY 2023	\$ -	\$ 96,800,000	\$ -
FY 2024	\$ -	\$ 10,000,000	\$ -
FY 2025	\$ -	\$ 10,000,000	\$ -
FY 2026	\$ -	\$ 10,000,000	\$ -
FY 2027	\$ -	\$ 23,375,000	\$ -
<b>Total</b>	<b>\$ 74,905,000</b>	<b>\$ 159,846,866</b>	<b>\$ -</b>


### 2. I-295 Northbound from SR 141 to US 13

Funding is requested for additional capacity from I-95 Northbound from the SR 141 interchange to I-295 Northbound.

#### Funding Schedule

	State	Federal	Other
FY 2022	\$ 1,100,000	\$ -	\$ -
FY 2024	\$ -	\$ 500,000	\$ -
FY 2025	\$ -	\$ 8,500,000	\$ -
<b>Total</b>	<b>\$ 1,100,000</b>	<b>\$ 9,000,000</b>	<b>\$ -</b>

# Transportation



### 3. SR 1 Widening, Road A to US 40

Funding is requested to identify and prioritize cost-effective short-, mid- and long-term transportation infrastructure improvements in the SR 1 corridor that will reduce congestion and travel times and improve safety, while minimizing environmental impacts in the SR 1 corridor between just south of I-95 to Tybouts Corner in New Castle County, Delaware, a distance of nine miles.

#### Funding Schedule

	State	Federal	Other
FY 2023	\$ 1,200,000	\$ 2,050,000	\$ -
FY 2025	\$ -	\$ 4,000,000	\$ -
<b>Total</b>	<b>\$ 1,200,000</b>	<b>\$ 6,050,000</b>	<b>\$ -</b>

### 4. S. College Ave Gateway

Funding is requested for a modified roadway that focuses on improved mobility along the corridor for all modes, including full width bike lanes throughout the corridor and is intended to enhance the connection from the city's core to the train station area.


#### Funding Schedule

	State	Federal	Other
FY 2023	\$ 900,000	\$ -	\$ -
FY 2026	\$ 600,000	\$ -	\$ -
FY 2027	\$ -	\$ 7,000,000	\$ -
<b>Total</b>	<b>\$ 1,500,000</b>	<b>\$ 7,000,000</b>	<b>\$ -</b>

### 5. SR 9, New Castle Avenue, Landers Lane to A Street

Funding is requested for this planning project that will accelerate plans to improve connectivity and quality of life for underserved communities on Delaware Route 9 by identifying priority projects that should be fast-tracked to final design. The project includes 12 transportation projects that will safely connect neighborhoods, improve/replace infrastructure, and add more transportation options for those with or without a car, with a focus on equity and removing physical barriers in communities that are currently separated by major highways such as I-295. The design will consider all users, including pedestrians, and add roundabouts for better, safer traffic flow. The project benefits the surrounding underserved, overburdened, disadvantaged communities, and the project has a data-driven approach in regards to safety.

# Transportation



## Funding Schedule

	State	Federal	Other
FY 2023	\$ -	\$ 6,000,000	\$ -
FY 2025	\$ -	\$ 1,500,000	\$ -
FY 2027	\$ -	\$ 500,000	\$ -
FY 2028	\$ -	\$ 10,000,000	\$ -
<b>Total</b>	<b>\$ -</b>	<b>\$ 18,000,000</b>	<b>\$ -</b>

### 6. US 13, US 40 to Memorial Drive Pedestrian Improvements

Funding is requested for improvements to address multi-modal needs and pavement rehabilitation in this highly traveled section of US 13 between US 40 and I-495.

## Funding Schedule

	State	Federal	Other*
FY 2018	\$ 200,000	\$ 800,000	\$ -
FY 2019	\$ -	\$ 171,800	\$ -
FY 2020	\$ 5,360,000	\$ 3,316,200	\$ 17,858
FY 2021	\$ 50,160	\$ 1,732,230	\$ -
FY 2022	\$ 250,000	\$ 1,720,800	\$ -
FY 2023	\$ -	\$ 6,200,000	\$ -
FY 2024	\$ -	\$ 9,000,000	\$ -
FY 2025	\$ -	\$ 6,000,000	\$ -
FY 2026	\$ -	\$ 4,000,000	\$ -
<b>Total</b>	<b>\$ 5,860,160</b>	<b>\$ 32,941,030</b>	<b>\$ 17,858</b>


### 7. US 13, I-495 to PA Line

Funding is requested to make bike, pedestrian and streetscape improvements along US 13/Philadelphia Pike to complete the Delaware portion of East Coast Greenway.

## Funding Schedule

	State	Federal	Other
FY 2025	\$ 600,000	\$ -	\$ -
FY 2027	\$ 300,000	\$ -	\$ -
<b>Total</b>	<b>\$ 900,000</b>	<b>\$ -</b>	<b>\$ -</b>

# Transportation



## 8. 4th Street, Walnut Street to Adams Street

Funding is requested to make safety and pedestrian improvements. The project includes constructing bus shelters, improving striping for sidewalk locations and re-constructing existing sidewalks.

### Funding Schedule

	State	Federal	Other
FY 2020	\$ 750,000	\$ -	\$ -
FY 2023	\$ 100,000	\$ -	\$ -
FY 2025	\$ -	\$ 2,500,000	\$ -
<b>Total</b>	<b>\$ 850,000</b>	<b>\$ 2,500,000</b>	<b>\$ -</b>

## 9. Walnut Street, 3rd Street to 16th Street

Funding is requested to make safety and pedestrian improvements. The project includes constructing bus shelters, improving sidewalks and crosswalks, and providing enhanced lighting and streetscaping.

### Funding Schedule

	State	Federal	Other
FY 2019	\$ 1,000,000	\$ -	\$ -
FY 2020	\$ 1,000,000	\$ -	\$ -
FY 2024	\$ -	\$ 500,000	\$ -
FY 2025	\$ -	\$ 5,500,000	\$ -
<b>Total</b>	<b>\$ 2,000,000</b>	<b>\$ 6,000,000</b>	<b>\$ -</b>


## 10. SR 9, River Road Area Improvements, Flood Remediation

Funding is requested to raise the approaches of SR 9 on either side of the Army Creek bridge to prevent further settling and flooding.

### Funding Schedule

	State	Federal	Other
FY 2025	\$ -	\$ 500,000	\$ -
FY 2028	\$ -	\$ 2,000,000	\$ -
<b>Total</b>	<b>\$ -</b>	<b>\$ 2,500,000</b>	<b>\$ -</b>

# Transportation



## 11. HSIP NCC, Old Baltimore Pike and Salem Church Road

Funding is requested for improvements to expand the single left-turns to double left-turn lanes from Old Baltimore Pike onto Salem Church Road.

### Funding Schedule

	State	Federal	Other
FY 2025	\$ -	\$ 800,000	\$ -
FY 2027	\$ -	\$ 500,000	\$ -
FY 2028	\$ -	\$ 6,000,000	\$ -
<b>Total</b>	<b>\$ -</b>	<b>\$ 7,300,000</b>	<b>\$ -</b>

## 12. SR 4 and Harmony Road Intersection Improvements

Funding is requested for improvements to include adding turn lanes, geometrical improvements, and pedestrian, bicycle and transit improvements.

### Funding Schedule

	State	Federal	Other
FY 2021	\$ 600,000	\$ -	\$ -
FY 2024	\$ -	\$ 1,500,000	\$ -
FY 2026	\$ -	\$ 7,000,000	\$ -
<b>Total</b>	<b>\$ 600,000</b>	<b>\$ 8,500,000</b>	<b>\$ -</b>


## 13. SR 4, Ogletown Stanton Road / SR 7 Christina Stanton Road Phase I, Stanton Split

Funding is requested for addressing capacity issues at the SR 4/SR 7 Stanton Split intersection by adding turn lanes and other geometrical improvements. The project will also include pedestrian and transit facility improvements.

### Funding Schedule

	State	Federal	Other
FY 2021	\$ 1,000,000	\$ -	\$ -
FY 2022	\$ 400,000	\$ -	\$ -
FY 2024	\$ 600,000	\$ 800,000	\$ -
FY 2025	\$ -	\$ 6,400,000	\$ -
FY 2026	\$ -	\$ 1,600,000	\$ -
<b>Total</b>	<b>\$ 2,000,000</b>	<b>\$ 8,800,000</b>	<b>\$ -</b>

# Transportation



## 14. US 40 and SR 896 Improvements

Funding is requested to improve the safety and operations at the intersection of US 40 and SR 896 through geometric improvements with the potential for a grade separated interchange.

### Funding Schedule

	State	Federal	Other
FY 2016	\$ 800,000	\$ 3,200,000	\$ -
FY 2018	\$ -	\$ 1,600,000	\$ -
FY 2019	\$ 2,400,000	\$ -	\$ -
FY 2021	\$ 400,000	\$ 1,600,000	\$ -
FY 2022	\$ -	\$ 1,840,000	\$ -
FY 2023	\$ -	\$ 400,000	\$ -
FY 2024	\$ -	\$ 10,000,000	\$ -
FY 2025	\$ -	\$ 10,000,000	\$ -
FY 2026	\$ -	\$ 20,000,000	\$ -
FY 2027	\$ -	\$ 15,000,000	\$ -
FY 2028	\$ -	\$ 5,000,000	\$ -
<b>Total</b>	<b>\$ 3,600,000</b>	<b>\$ 68,640,000</b>	<b>\$ -</b>


## 15. US 40, Salem Church Road to Walther Road

Funding is requested to add an additional lane in each direction. There will also be pedestrian and bicycle improvements with the addition of a multi-use path for the length of the project.

### Funding Schedule

	State	Federal	Other
FY 2015	\$ 400,000	\$ 1,600,000	\$ -
FY 2016	\$ 2,000,000	\$ -	\$ -
FY 2017	\$ 3,000,000	\$ 500,000	\$ -
FY 2020	\$ 2,000,000	\$ -	\$ -
FY 2021	\$ -	\$ 380,000	\$ -
FY 2024	\$ -	\$ 2,000,000	\$ -
FY 2025	\$ -	\$ 2,000,000	\$ -
FY 2026	\$ -	\$ 5,500,000	\$ -
FY 2027	\$ -	\$ 7,500,000	\$ -
FY 2028	\$ -	\$ 5,000,000	\$ -
<b>Total</b>	<b>\$ 7,400,000</b>	<b>\$ 24,480,000</b>	<b>\$ -</b>

# Transportation



## 16. US 40 Pulaski Hwy and SR 7 Bear Christiana Road Intersection Improvements

Funding is requested for additional turn lanes to improve operations and reduce delays at the intersection.

### Funding Schedule

	State	Federal	Other
FY 2022	\$ -	\$ 1,500,000	\$ -
FY 2023	\$ -	\$ 3,500,000	\$ -
FY 2026	\$ -	\$ 3,000,000	\$ -
<b>Total</b>	<b>\$ -</b>	<b>\$ 8,000,000</b>	<b>\$ -</b>

## 17. East 7th Street

Funding is requested for improvements to 7th Street (including road raising and roundabout implementation), storm water management improvement, riverwalk extension, and peninsula buffer improvements.

### Funding Schedule

	State	Federal	Other
FY 2026	\$ -	\$ 1,000,000	\$ -
<b>Total</b>	<b>\$ -</b>	<b>\$ 1,000,000</b>	<b>\$ -</b>


## 18. Maryland Ave. and Monroe St. (Maryland Ave./Monroe St./MLK Area)

Funding is requested to improve efficiency of the intersection at Maryland Avenue, Monroe Street, and Martin Luther King Street, including multi-modal improvements and a road diet (Maryland Avenue).

### Funding Schedule

	State	Federal	Other
FY 2026	\$ 800,000	\$ -	\$ -
FY 2028	\$ 1,500,000	\$ -	\$ -
<b>Total</b>	<b>\$ 2,300,000</b>	<b>\$ -</b>	<b>\$ -</b>

# Transportation



## 19. 12<sup>th</sup> Street Connector

Funding is requested to create a connection from 12th Street and North East Boulevard to the 16th Street bridge while simultaneously restoring the street grid.

### Funding Schedule

	State	Federal	Other
FY 2024	\$ 800,000	\$ -	\$ -
FY 2026	\$ 100,000	\$ -	\$ -
FY 2027	\$ -	\$ 7,200,000	\$ -
<b>Total</b>	<b>\$ 900,000</b>	<b>\$ 7,200,000</b>	<b>\$ -</b>

## 20. N15, Boyds Corner Road, Cedar Lane Road to US 13

Funding is requested to improve Boyds Corner Road to four 12-foot lanes with 10-foot shoulders and a 20-foot median, using a combination of open and closed drainage system, and building a 10-foot multi-use path on each side of the roadway.

### Funding Schedule

	State	Federal	Other
FY 2018	\$ 500,000	\$ -	\$ -
FY 2020	\$ 2,964,047	\$ -	\$ -
FY 2021	\$ 369,740	\$ -	\$ -
FY 2024	\$ -	\$ 2,800,000	\$ -
FY 2028	\$ -	\$ 2,000,000	\$ -
<b>Total</b>	<b>\$ 3,833,787</b>	<b>\$ 4,800,000</b>	<b>\$ -</b>

## 21. N427, Cedar Lane Road, Marl Pit Road, to Boyds Corner Road


Funding requested to improve Cedar Lane Road between Marl Pit Road and Boyd's Corner Road to two 12-foot lanes with 8-foot shoulders, open ditch drainage system, 10-foot multi-use path on the west side of the roadway, and replacement of Bridge 1-401 and Bridge 1-402.

### Funding Schedule

	State	Federal	Other
FY 2025	\$ -	\$ 2,600,000	\$ -
FY 2026	\$ -	\$ 4,500,000	\$ -
FY 2027	\$ -	\$ 5,000,000	\$ -
<b>Total</b>	<b>\$ -</b>	<b>\$ 12,100,000</b>	<b>\$ -</b>



# Transportation



## 22. Garasches Lane, Wilmington

Funding is requested to provide efficient access and safety for all modes of travel between the Southbridge neighborhood and the Wilmington Riverfront.

### Funding Schedule

	State	Federal	Other
FY 2016	\$ 60,000	\$ 240,000	\$ -
FY 2017	\$ 100,000	\$ 400,000	\$ -
FY 2020	\$ 1,000,000	\$ 1,434,710	\$ -
FY 2021	\$ 10,000	\$ 3,440,000	\$ -
FY 2022	\$ -	\$ 27,744	\$ -
FY 2023	\$ 600,520	\$ -	\$ -
FY 2024	\$ -	\$ 2,002,080	\$ -
<b>Total</b>	<b>\$ 1,770,520</b>	<b>\$ 7,544,534</b>	<b>\$ -</b>

## 23. Southbridge Local Street Network

Funding is requested for a street pedestrian and bicycle connection with lights between South Walnut Street and South Church Street.

### Funding Schedule

	State	Federal	Other
FY 2024	\$ 900,000	\$ -	\$ -
FY 2026	\$ 2,000,000	\$ -	\$ -
<b>Total</b>	<b>\$ 2,900,000</b>	<b>\$ -</b>	<b>\$ -</b>


## 24. Old Capitol Trail, Newport Road to Stanton Road

Funding is requested for construction of intersection improvements at the Old Capitol Trail intersections with Newport Road and Stanton Road. Improvements will include accommodations for bicycles and pedestrians.

### Funding Schedule

	State	Federal	Other
FY 2021	\$ 650,000	\$ -	\$ -
FY 2024	\$ -	\$ 1,200,000	\$ -
FY 2025	\$ -	\$ 10,000,000	\$ -
<b>Total</b>	<b>\$ 650,000</b>	<b>\$ 11,200,000</b>	<b>\$ -</b>

# Transportation



## 25. SR 72, McCoy Road to SR 71 Improvements

Funding is requested for widening SR 72, between McCoy Road and SR 71, from one to two lanes in each direction. The project will add two-way left-turn lanes, bike lanes and sidewalks.

### Funding Schedule

	State	Federal	Other
FY 2014	\$ 50,000	\$ 200,000	\$ -
FY 2015	\$ -	\$ 2,910,270	\$ -
FY 2016	\$ 36,000	\$ 3,444,000	\$ -
FY 2018	\$ 660,000	\$ 4,821,309	\$ -
FY 2019	\$ -	\$ 1,152,400	\$ -
FY 2020	\$ 2,800,000	\$ 994,600	\$ -
FY 2022	\$ 1,400,000	\$ 10,000,000	\$ -
FY 2023	\$ -	\$ 1,600,000	\$ -
FY 2024	\$ -	\$ 7,437,017	\$ -
<b>Total</b>	<b>\$ 4,946,000</b>	<b>\$ 32,559,596</b>	<b>\$ -</b>


## 26. Glasgow Avenue, SR 896 to US 40

Funding is requested for implementing a Main Street concept by reducing travel lane width, modifying shoulders, adding turn lanes and transit amenities, and providing bicycle and pedestrian accommodations. Safety improvements at Old County Road and Paxson Drive will also be included.

### Funding Schedule

	State	Federal	Other
FY 2022	\$ 800,000	\$ -	\$ -
FY 2024	\$ -	\$ 1,500,000	\$ -
FY 2026	\$ -	\$ 6,000,000	\$ -
<b>Total</b>	<b>\$ 800,000</b>	<b>\$ 7,500,000</b>	<b>\$ -</b>

# Transportation



## 27. Possum Park Road and Old Possum Park Road Intersection Improvements

Funding is requested for proposed improvements that include constructing separate left-turn lanes along Possum Park Road at St. Regis Drive and at a relocated Old Possum Park Road.

### Funding Schedule

	State	Federal	Other
FY 2018	\$ 1,500,000	\$ -	\$ -
FY 2022	\$ 250,000	\$ -	\$ -
FY 2024	\$ 1,000,000	\$ -	\$ -
<b>Total</b>	<b>\$ 2,750,000</b>	<b>\$ -</b>	<b>\$ -</b>

## 28. Rehabilitation of I-95, GARVEE Debt Service

Funding is requested to repay the debt service on the bonds that were sold to fund the construction activities for the rehabilitation of I-95.

### Funding Schedule


	State	Federal	Other
FY 2021	\$ -	\$ 18,398,003	\$ -
FY 2022	\$ -	\$ 18,591,750	\$ -
FY 2023	\$ -	\$ 18,592,250	\$ -
FY 2024	\$ -	\$ 18,589,250	\$ -
FY 2025	\$ -	\$ 18,591,750	\$ -
FY 2026	\$ -	\$ 18,593,250	\$ -
FY 2027	\$ -	\$ 18,592,500	\$ -
FY 2028	\$ -	\$ 18,593,250	\$ -
<b>Total</b>	<b>\$ -</b>	<b>\$ 148,542,003</b>	<b>\$ -</b>

## 29. Canterbury Road - SR 12 to US 13

Funding is requested to construct multiple roundabouts and other roadway safety improvements.

### Funding Schedule

	State	Federal	Other
FY 2025	\$ 900,000	\$ -	\$ -
FY 2027	\$ 1,000,000	\$ -	\$ -
<b>Total</b>	<b>\$ 1,900,000</b>	<b>\$ -</b>	<b>\$ -</b>



## 30. Hazard Elimination Program KC, US 13 Lochmeath Way to Puncheon Run Connector Improvements

Funding is requested for the addition of a third lane in each direction on US 13 from Lochmeath Way to Puncheon Run Connector. This project will include roadway widening, stormwater management facilities, multiple intersection redesigns, traffic signal reconfigurations and multi-modal improvements.

### Funding Schedule

	State	Federal	Other
FY 2015	\$ -	\$ 3,600,000	\$ -
FY 2016	\$ -	\$ 1,600,000	\$ -
FY 2018	\$ -	\$ 357,666	\$ -
FY 2019	\$ -	\$ 995,900	\$ -
FY 2020	\$ 2,248,976	\$ -	\$ -
FY 2021	\$ 1,000,000	\$ -	\$ -
FY 2022	\$ -	\$ 559,947	\$ -
FY 2024	\$ -	\$ 10,000,000	\$ -
FY 2025	\$ -	\$ 13,000,000	\$ -
FY 2026	\$ -	\$ 20,000,000	\$ -
FY 2027	\$ -	\$ 18,000,000	\$ -
FY 2028	\$ -	\$ 5,000,000	\$ -
<b>Total</b>	<b>\$ 3,248,976</b>	<b>\$ 73,113,513</b>	<b>\$ -</b>


## 31. College Road, Kenton Road to McKee Road

Funding is requested for pavement rehabilitation; construction of shoulders and sidewalks on both sides of College Road, minor intersection improvements to accommodate bicycles, and minor drainage improvements.

### Funding Schedule

	State	Federal	Other
FY 2023	\$ 750,000	\$ -	\$ -
FY 2025	\$ 1,000,000	\$ -	\$ -
FY 2027	\$ 2,700,000	\$ -	\$ -
<b>Total</b>	<b>\$ 4,450,000</b>	<b>\$ -</b>	<b>\$ -</b>

# Transportation



## 32. Duck Creek Parkway (Bassett St. To Main St.)

Funding is requested to complete shared-use pathway from Smyrna High School to Main Street.

### Funding Schedule

	State	Federal	Other
FY 2026	\$ 500,000	\$ -	\$ -
FY 2028	\$ 200,000	\$ -	\$ -
<b>Total</b>	<b>\$ 700,000</b>	<b>\$ -</b>	<b>\$ -</b>

## 33. East Camden Bypass

Funding is requested to provide a connection on new alignment from SR 10 east of the railroad tracks, traversing an open area behind the Eseco Industrial Park tying into a proposed roundabout on Upper King Road. The new alignment will then traverse the King Property tying into the existing signal on US 13. The new alignment will also provide connections to other local roads within the project limits. This new roadway will meet local road standards and will provide multi-modal accommodations.

### Funding Schedule

	State	Federal	Other
FY 2018	\$ 700,000	\$ -	\$ -
FY 2020	\$ 1,900,000	\$ -	\$ -
FY 2021	\$ 300,000	\$ -	\$ -
FY 2022	\$ 7,620,000	\$ -	\$ -
FY 2023	\$ 3,750,000	\$ 500,000	\$ -
FY 2024	\$ -	\$ 10,000,000	\$ -
FY 2025	\$ -	\$ 13,500,000	\$ -
FY 2026	\$ -	\$ 2,500,000	\$ -
<b>Total</b>	<b>\$ 14,270,000</b>	<b>\$ 26,500,000</b>	<b>\$ -</b>

# Transportation



## 34. West Camden Bypass

Funding is requested to provide a connection/extension of the proposed West Camden Bypass at the intersection with US 13, it will then head northeast on a new alignment to a proposed roundabout on SR 10. This proposed roundabout will service the new roadway alignment, existing SR 10 and existing Rising Sun Road. The new alignment will then continue northeast to the existing intersection of US 13 and Old North Road. This new roadway will meet local road standards and will provide multi-modal accommodations.

### Funding Schedule

	State	Federal	Other
FY 2015	\$ 240,000	\$ -	\$ -
FY 2017	\$ -	\$ 960,000	\$ -
FY 2019	\$ -	\$ 80,000	\$ -
FY 2020	\$ 2,140,000	\$ 614,169	\$ -
FY 2021	\$ 3,060,000	\$ 1,148,501	\$ -
FY 2022	\$ 2,937,600	\$ 1,308,422	\$ -
FY 2023	\$ 5,000,000	\$ 500,000	\$ -
FY 2024	\$ -	\$ 10,000,000	\$ -
FY 2025	\$ -	\$ 11,000,000	\$ -
FY 2026	\$ -	\$ 6,500,000	\$ -
<b>Total</b>	<b>\$ 13,377,600</b>	<b>\$ 32,111,092</b>	<b>\$ -</b>


## 35. Garrison Oak Connector Road (SR 1 via White Oak Road)

Funding is requested for a new connector 2 lane road between White Oak Road and Little Creek Road. Provide a direct access to state route one via a connector road to White Oak Road. Phase 1 includes the design, engineering, land acquisition and construction of a connector road from Garrison Oak at White Oak Road. This connection would make access from Garrison Oak more efficient and competitive for business.

### Funding Schedule

	State	Federal	Other
FY 2025	\$ -	\$ 3,000,000	\$ -
<b>Total</b>	<b>\$ -</b>	<b>\$ 3,000,000</b>	<b>\$ -</b>

# Transportation



## 36. Irish Hill Road, Fox Chase Road to McGinnis Pond Road

Funding is requested for the addition of shoulders, bicycle lanes and/or multi-use paths. This project would also realign Woodlytown Road with McGinnis Pond Road and realign Peach Tree Run Road with Fox Chase Road. It will also assess possible traffic control devices at these newly created intersections including the option for potential roundabouts.

### Funding Schedule

	State	Federal	Other
FY 2021	\$ 750,000	\$ -	\$ -
FY 2024	\$ 1,500,000	\$ -	\$ -
FY 2025	\$ 5,000,000	\$ -	\$ -
<b>Total</b>	<b>\$ 7,250,000</b>	<b>\$ -</b>	<b>\$ -</b>

## 37. K104, Kenton Road SR 8 to Chestnut Grove Road

Funding is requested to upgrade the existing roadway to collector standards, including shoulders and multi-modal facilities.

### Funding Schedule

	State	Federal	Other
FY 2022	\$ -	\$ 222,391	\$ -
FY 2023	\$ 5,000,000	\$ 4,777,609	\$ -
FY 2024	\$ -	\$ 7,000,000	\$ -
FY 2025	\$ -	\$ 5,000,000	\$ -
FY 2026	\$ -	\$ 3,000,000	\$ -
<b>Total</b>	<b>\$ 5,000,000</b>	<b>\$ 20,000,000</b>	<b>\$ -</b>


## 38. NE Front Street Rehoboth Boulevard to SR 1

Funding is requested for the addition of shoulders, bike lanes and sidewalks and/or multi-use paths.

### Funding Schedule

	State	Federal	Other
FY 2021	\$ 750,000	\$ -	\$ -
FY 2024	\$ 900,000	\$ -	\$ -
FY 2025	\$ 4,500,000	\$ -	\$ -
<b>Total</b>	<b>\$ 6,150,000</b>	<b>\$ -</b>	<b>\$ -</b>

# Transportation



## 39. North Main St. Smyrna - Shoulders (Duck Creek Parkway to Glenwood Ave.)

Funding is requested to add shoulders to North Main Street in Smyrna from W. Glenwood Avenue to Duck Creek Parkway, in the vicinity of Smyrna High School.

### Funding Schedule

	State	Federal	Other
FY 2026	\$ 500,000	\$ -	\$ -
FY 2028	\$ 200,000	\$ -	\$ -
<b>Total</b>	<b>\$ 700,000</b>	<b>\$ -</b>	<b>\$ -</b>

## 40. Peachtree Run Rd. (Voshells Mill Rd. to Irish Hill Rd.)

Funding is requested to improve intersections (turn lanes, roundabouts) and add shoulders on this major collector from Voshells Mill Road to Irish Hill Road.

### Funding Schedule

	State	Federal	Other
FY 2025	\$ 750,000	\$ -	\$ -
FY 2028	\$ 800,000	\$ -	\$ -
<b>Total</b>	<b>\$ 1,550,000</b>	<b>\$ -</b>	<b>\$ -</b>

## 41. West Street, New Burton Road to North Street


Funding is requested to widen West Street to urban collector standards. The project includes bike lanes and sidewalks to connect to the Dover Transit Hub.

### Funding Schedule

	State	Federal	Other
FY 2025	\$ 400,000	\$ -	\$ -
FY 2026	\$ 250,000	\$ -	\$ -
FY 2027	\$ 650,000	\$ -	\$ -
<b>Total</b>	<b>\$ 1,300,000</b>	<b>\$ -</b>	<b>\$ -</b>



# Transportation



## 42. Dewey Beach Pedestrian and ADA Improvements (SR 1 from Anchors Way to Bayard Ave.)

Funding is requested for pedestrian improvements in the town of Dewey Beach based on an Americans with Disabilities Act assessment in 2019.

### Funding Schedule

	State	Federal	Other
FY 2024	\$ 800,000	\$ -	\$ -
FY 2026	\$ 1,000,000	\$ -	\$ -
<b>Total</b>	<b>\$ 1,800,000</b>	<b>\$ -</b>	<b>\$ -</b>

## 43. Hazard Elimination Program SC, SR 1 and SR 16 Grade Separated Intersection

Funding is requested to construct a grade separated intersection at SR 1 and SR 16, which includes a bridge and entrance/exit ramps.


### Funding Schedule

	State	Federal	Other
FY 2016	\$ -	\$ 1,200,000	\$ -
FY 2019	\$ 5,000,000	\$ 154,400	\$ -
FY 2020	\$ -	\$ 209,834	\$ -
FY 2021	\$ 4,000,000	\$ 2,000,000	\$ -
FY 2022	\$ -	\$ 10,337,917	\$ -
FY 2023	\$ -	\$ 10,000,000	\$ -
FY 2024	\$ -	\$ 9,010,530	\$ -
<b>Total</b>	<b>\$ 9,000,000</b>	<b>\$ 32,912,681</b>	<b>\$ -</b>

## 44. North Millsboro Bypass, US 113 to SR 24

Funding is requested to construct a two lane connector road between US 113 and SR 24 northeast of Millsboro. The project was identified in the US 113 North/South Study. Project will consist of a grade separated intersection at the US 113/SR 20 intersection. The new alignment connector road will extend eastward, bridging over Fox Run Road, the railroad, Millsboro Pond and Gravel Hill Road. The new road will connect to SR 24 west of Mountaire Farms.

# Transportation



## Funding Schedule

	State	Federal	Other
FY 2018	\$ -	\$ 3,200,000	\$ -
FY 2020	\$ -	\$ 4,784,227	\$ -
FY 2021	\$ -	\$ 1,900,000	\$ -
FY 2022	\$ 953,167	\$ 14,961,754	\$ -
FY 2023	\$ -	\$ 36,700,000	\$ -
FY 2024	\$ -	\$ 47,825,000	\$ -
FY 2025	\$ -	\$ 30,600,000	\$ -
FY 2026	\$ -	\$ 20,000,000	\$ -
<b>Total</b>	<b>\$ 953,167</b>	<b>\$ 159,970,981</b>	<b>\$ -</b>

### 45. SR 1 and Cave Neck Road Grade Separated Intersection

Funding is requested to construct a grade separated intersection at SR 1 and Cave Neck Road. The improvements will enhance the capacity and safety of the SR 1 corridor.

## Funding Schedule

	State	Federal	Other
FY 2019	\$ 2,000,000	\$ -	\$ -
FY 2021	\$ 1,784,261	\$ -	\$ -
FY 2022	\$ 3,000,000	\$ -	\$ -
FY 2023	\$ -	\$ 10,365,000	\$ -
FY 2024	\$ -	\$ 10,000,000	\$ -
FY 2025	\$ -	\$ 8,000,000	\$ -
FY 2026	\$ -	\$ 10,800,000	\$ -
FY 2027	\$ -	\$ 7,200,000	\$ -
<b>Total</b>	<b>\$ 6,784,261</b>	<b>\$ 46,365,000</b>	<b>\$ -</b>


### 46. SR 1 Fenwick Island Sidewalk (Lighthouse Rd. to Lewes St.)

Funding is requested for pedestrian improvements in the town of Fenwick Island based on a sidewalk study in 2017.

## Funding Schedule

	State	Federal	Other
FY 2024	\$ 800,000	\$ -	\$ -
FY 2026	\$ 1,000,000	\$ -	\$ -
<b>Total</b>	<b>\$ 1,800,000</b>	<b>\$ -</b>	<b>\$ -</b>

# Transportation



## 47. SR 1 Minos Conway Road Grade Separated Intersection

Funding is requested to construct two-way service roads on both sides of SR 1 and utilize the existing SR 1 bridge over the Delaware Coast Line Railroad to provide access across SR 1 for the service roads. This is made possible by the decommissioning of the railroad. Local access will be provided via the service roads with connections to SR 1 via ramps at both the north and south ends.

### Funding Schedule

	State	Federal	Other
FY 2020	\$ 12,000,000	\$ 62,492	\$ -
FY 2021	\$ -	\$ 1,500,000	\$ -
FY 2022	\$ -	\$ 4,924,943	\$ -
FY 2023	\$ -	\$ 500,000	\$ -
FY 2024	\$ -	\$ 5,000,000	\$ -
FY 2025	\$ -	\$ 6,000,000	\$ -
FY 2026	\$ -	\$ 13,000,000	\$ -
FY 2027	\$ -	\$ 11,000,000	\$ -
FY 2028	\$ -	\$ 8,000,000	\$ -
<b>Total</b>	<b>\$ 12,000,000</b>	<b>\$ 49,987,435</b>	<b>\$ -</b>

## 48. US 9 and Minos Conway Intersection Improvements

Funding is requested to construct improvements at the US 9 and Minos Conway intersection due to new development, safety issues and traffic congestion.

### Funding Schedule

	State	Federal	Other
FY 2024	\$ 300,000	\$ -	\$ -
FY 2026	\$ 500,000	\$ -	\$ -
FY 2027	\$ 1,300,000	\$ -	\$ -
<b>Total</b>	<b>\$ 2,100,000</b>	<b>\$ -</b>	<b>\$ -</b>

# Transportation



## 49. US 9 Widening (Old Vine Rd. to SR 1)

Funding is requested to widen the roadway to provide two travel lanes in each direction and complete associated intersection improvements.

### Funding Schedule

	State	Federal	Other
FY 2022	\$ 1,500,000	\$ -	\$ -
FY 2025	\$ -	\$ 4,000,000	\$ -
FY 2027	\$ -	\$ 4,800,000	\$ -
FY 2028	\$ -	\$ 9,600,000	\$ -
<b>Total</b>	<b>\$ 1,500,000</b>	<b>\$ 18,400,000</b>	<b>\$ -</b>

## 50. US 113 at US 9 Grade Separated Intersection

Funding is requested to construct a grade separated intersection at US 113 and US 9 in Georgetown. The proposed improvements will enhance the capacity and safety of the US 113 corridor.

### Funding Schedule

	State	Federal	Other
FY 2022	\$ -	\$ 1,500,000	\$ -
FY 2023	\$ -	\$ 2,500,000	\$ -
FY 2025	\$ -	\$ 6,000,000	\$ -
FY 2027	\$ -	\$ 21,500,000	\$ -
FY 2028	\$ -	\$ 22,100,000	\$ -
<b>Total</b>	<b>\$ -</b>	<b>\$ 53,600,000</b>	<b>\$ -</b>

## 51. US 113 at SR 18 / SR 404 (Georgetown) Grade Separated Intersection

Funding is requested to construct a grade separated interchange at the intersection of SR 18 and SR 404 on US 13. The improvements include shifting the horizontal alignment, raising the roadway, constructing a new overpass, widening the road, drainage/storm water management and signage.

# Transportation



## Funding Schedule

	State	Federal	Other
FY 2019	\$ 266,000	\$ -	\$ -
FY 2020	\$ -	\$ 6,497,926	\$ -
FY 2021	\$ 3,760,000	\$ 8,600,000	\$ -
FY 2022	\$ -	\$ 23,991,382	\$ -
FY 2023	\$ -	\$ 1,000,000	\$ -
FY 2024	\$ -	\$ 7,000,000	\$ -
FY 2025	\$ -	\$ 11,500,000	\$ -
FY 2026	\$ -	\$ 11,000,000	\$ -
FY 2027	\$ -	\$ 10,000,000	\$ -
FY 2028	\$ -	\$ 5,600,000	\$ -
<b>Total</b>	<b>\$ 4,026,000</b>	<b>\$ 85,189,308</b>	<b>\$ -</b>

## 52. US 113 at SR 16 (Ellendale) Grade Separated Intersection

Funding is requested to construct a grade separated intersection at US 113 and SR 16 in Ellendale. The proposed improvements will enhance the capacity and safety of the US 113 corridor. This project is considered one of the high priority projects within the US 113 Corridor Improvement Plan. The purpose of this project is to preserve and protect the US 113 corridor that will accommodate long-term transportation capacity needs as well as improve safety, accommodate future land development and economic growth, and maintain consistency with state and local transportation system plans.


## Funding Schedule

	State	Federal	Other
FY 2023	\$ 500,000	\$ -	\$ -
FY 2024	\$ -	\$ 2,000,000	\$ -
<b>Total</b>	<b>\$ 500,000</b>	<b>\$ 2,000,000</b>	<b>\$ -</b>

## 53. US 113 Widening, Dagsboro Road to Hardscrabble Road

Funding is requested to add an additional through lane both northbound and southbound through the limits of the project. Intersection improvements will be made at all cross streets and sidewalks and multi-use paths will be constructed.

# Transportation



## Funding Schedule

	State	Federal	Other
FY 2022	\$ -	\$ 1,250,000	\$ -
FY 2023	\$ -	\$ 1,642,799	\$ -
FY 2025	\$ -	\$ 5,000,000	\$ -
<b>Total</b>	<b>\$ -</b>	<b>\$ 7,892,799</b>	<b>\$ -</b>

### 54. Airport Road Extension, Old Landing Rd to SR 24

Funding is requested for intersection improvements and extension of Airport Road to SR 24 providing additional connectivity through a crowded segment.

## Funding Schedule

	State	Federal	Other
FY 2023	\$ 800,000	\$ -	\$ -
FY 2024	\$ 800,000	\$ -	\$ -
FY 2025	\$ 3,000,000	\$ -	\$ -
FY 2026	\$ 5,500,000	\$ -	\$ -
<b>Total</b>	<b>\$ 10,100,000</b>	<b>\$ -</b>	<b>\$ -</b>

### 55. Beaver Dam Rd. Widening (SR 1 to Dairy Farm Rd.)

Funding is requested to widen the roadway to provide two travel lanes in each direction and complete associated intersection improvements.


## Funding Schedule

	State	Federal	Other
FY 2026	\$ -	\$ 2,200,000	\$ -
<b>Total</b>	<b>\$ -</b>	<b>\$ 2,200,000</b>	<b>\$ -</b>

### 56. Cave Neck Road, Hudson and Sweetbriar Roads Intersection Improvement

Funding is requested to incorporate geometric changes to the Cave Neck Road intersections at Sweetbriar Road and Hudson Road to help alleviate safety concerns. The modified 5-legged roundabout alternative has been selected to move forward in design.

# Transportation



## Funding Schedule

	State	Federal	Other*
FY 2021	\$ -	\$ -	\$ 66,900
FY 2022	\$ -	\$ -	\$ 190,600
FY 2023	\$ -	\$ -	\$ 1,912,500
FY 2024	\$ -	\$ -	\$ 2,933,100
FY 2025	\$ 1,412,500	\$ -	\$ 2,600,000
FY 2026	\$ -	\$ -	\$ 2,600,000
FY 2027	\$ 3,800,000	\$ -	\$ -
<b>Total</b>	<b>\$ 5,212,500</b>	<b>\$ -</b>	<b>\$ 10,303,100</b>

\*The Source of Other funds is Sussex County.

## 57. New Road, Nassau Road to Old Orchard Road

Funding is requested for proposed concept of the New Road Corridor.

## Funding Schedule

	State	Federal	Other
FY 2025	\$ 800,000	\$ -	\$ -
FY 2027	\$ 2,000,000	\$ -	\$ -
FY 2028	\$ 4,600,000	\$ -	\$ -
<b>Total</b>	<b>\$ 7,400,000</b>	<b>\$ -</b>	<b>\$ -</b>


## 58. Old Landing Road and Warrington Road Intersection Improvement

Funding is requested for intersection improvements. New developments coming online and will be connecting to existing road close to SR 24 project area.

## Funding Schedule

	State	Federal	Other
FY 2023	\$ 800,000	\$ -	\$ -
FY 2025	\$ 1,500,000	\$ -	\$ -
FY 2026	\$ 2,000,000	\$ -	\$ -
<b>Total</b>	<b>\$ 4,300,000</b>	<b>\$ -</b>	<b>\$ -</b>

# Transportation



## 59. Park Avenue Relocation Phase 2

Funding is requested to make improvements to existing Park Avenue from Park Avenue Relocation - Phase 1 to the intersection with Route 9. Project includes the reconstruction of Park Avenue and Route 9 to provide appropriate turn lanes and signals, and railroad crossing improvements.

### Funding Schedule

	State	Federal	Other
FY 2023	\$ -	\$ 500,000	\$ -
FY 2024	\$ -	\$ 3,000,000	\$ -
FY 2025	\$ -	\$ 10,000,000	\$ -
FY 2026	\$ -	\$ 10,000,000	\$ -
<b>Total</b>	<b>\$ -</b>	<b>\$ 23,500,000</b>	<b>\$ -</b>

## 60. SR 54 Multi-modal Improvements (Blue Beard Trail to Monroe Ave.)

Funding is requested for bicycle and pedestrian improvements along the SR 54 corridor to the immediate east of Fenwick Island.

### Funding Schedule

	State	Federal	Other
FY 2025	\$ 750,000	\$ -	\$ -
FY 2027	\$ 1,000,000	\$ -	\$ -
<b>Total</b>	<b>\$ 1,750,000</b>	<b>\$ -</b>	<b>\$ -</b>

## 61. US 9, Kings Highway, Dartmouth Drive to Freeman Highway


Funding is requested for additional capacity improvements, sidewalks and multi-use paths and intersection improvements.

### Funding Schedule

	State	Federal	Other
FY 2022	\$ 2,700,000	\$ -	\$ -
FY 2023	\$ -	\$ 7,500,000	\$ -
FY 2026	\$ -	\$ 500,000	\$ -
FY 2027	\$ -	\$ 4,000,000	\$ -
FY 2028	\$ -	\$ 10,000,000	\$ -
<b>Total</b>	<b>\$ 2,700,000</b>	<b>\$ 22,000,000</b>	<b>\$ -</b>



# Transportation



## 62. Discount Land Road, US 13A to US 13

Funding is requested for improvements to include roadway widening, bicycle lanes and a sidewalk or multi-use path adjacent to the roadway.

### Funding Schedule

	State	Federal	Other
FY 2019	\$ 325,002	\$ -	\$ -
FY 2021	\$ 500,000	\$ -	\$ -
FY 2023	\$ 5,010,000	\$ -	\$ -
FY 2024	\$ 1,300,000	\$ -	\$ -
<b>Total</b>	<b>\$ 7,135,002</b>	<b>\$ -</b>	<b>\$ -</b>

## 63. Realignment of Old Orchard Road at Wescoats Corner

Funding is requested to realign Old Orchard Road to intersect Savannah Road opposite Wescoats Road. Pedestrian and bicycle facilities will also be incorporated in the project.

### Funding Schedule


	State	Federal	Other*
FY 2018	\$ 1,300,000	\$ -	\$ -
FY 2019	\$ 1,033,449	\$ -	\$ -
FY 2020	\$ -	\$ -	\$ 20,000
FY 2021	\$ 236,100	\$ -	\$ -
FY 2022	\$ 2,551,595	\$ -	\$ -
FY 2024	\$ -	\$ 11,000,000	\$ -
FY 2025	\$ -	\$ 3,700,000	\$ -
<b>Total</b>	<b>\$ 5,121,144</b>	<b>\$ 14,700,000</b>	<b>\$ 20,000</b>

\*The source of Other funds is a private developer.

## 64. Bridge Program

Funding is requested for the Bridge Program, which includes the inspection, evaluation, analysis, maintenance, repair, rehabilitation and replacement of bridges in the State of Delaware.

# Transportation



## Funding Schedule

	State	Federal	Other
FY 2024	\$ 21,608,805	\$ 53,607,775	\$ -
FY 2025	\$ 8,549,705	\$ 54,708,740	\$ -
FY 2026	\$ 18,923,805	\$ 47,315,220	\$ -
FY 2027	\$ 28,058,350	\$ 34,673,400	\$ -
FY 2028	\$ 21,564,880	\$ 43,059,520	\$ -
<b>Total</b>	<b>ONGOING</b>	<b>ONGOING</b>	<b>\$ -</b>

## 65. Non-Bridge Structures Program

Funding is requested for the Non-Bridge Structures Program, which includes the inspection, evaluation, analysis, maintenance, repair, rehabilitation and replacement of structures other than bridges in the State of Delaware. These structures include state regulated dams, overhead and cantilever sign structures, retaining walls, tide gates and other miscellaneous structures.


## Funding Schedule

	State	Federal	Other*
FY 2024	\$ 3,380,000	\$ 2,720,000	\$ -
FY 2025	\$ 3,420,000	\$ 2,880,000	\$ -
FY 2026	\$ 3,420,000	\$ 2,880,000	\$ -
FY 2027	\$ 3,460,000	\$ 3,040,000	\$ -
FY 2028	\$ 3,460,000	\$ 3,040,000	\$ -
<b>Total</b>	<b>ONGOING</b>	<b>ONGOING</b>	<b>\$ -</b>

## 66. Transportation Alternatives

Funding is requested for the Transportation Alternatives program that provides support for the development and implementation of a variety of non-traditional programs that highlight the cultural, aesthetic and environmental aspects of the transportation system. Examples range from restoration of historic transportation facilities, to pedestrian and bicycle facilities, to landscaping and scenic beautification, and to mitigation of water pollution from highway runoff.

# Transportation



## Funding Schedule

	State	Federal	Other
FY 2023	\$ 954,489	\$ 5,460,000	\$ -
FY 2024	\$ 965,000	\$ 5,560,000	\$ 1,025,000
FY 2025	\$ 965,000	\$ 5,660,000	\$ 1,050,000
FY 2026	\$ 965,000	\$ 5,860,000	\$ 1,075,000
FY 2027	\$ 965,000	\$ 3,060,000	\$ 550,000
FY 2028	\$ 965,000	\$ 3,060,000	\$ 550,000
<b>Total</b>	<b>ONGOING</b>	<b>ONGOING</b>	<b>\$ 4,250,000</b>

\*The source of Other funds is sponsor match.

## 67. Pavement and Rehabilitation


Funding is requested for the Paving and Rehabilitation program. This program consists of major pavement rehabilitation and pavement resurfacing of state maintained roadway projects. Specific locations are identified annually after the spring inspection.

- Other Paving and Patching: This ongoing annual program rehabilitates road surfaces to maintain structural integrity.
- Surface Treatment: On less traveled roadways, mostly in Kent and Sussex Counties, the road structure is preserved by a coating of tar and then overlaid with stone. This treatment, in general, lasts seven years.
- Surface Treatment Conversion: As areas are developed, surface treated roads become more heavily traveled. They are converted to a two-inch hot-mix overlay surface.

## Funding Schedule

	State	Federal	Other
FY 2023	\$ 80,000,000	\$ 16,700,000	\$ -
FY 2024	\$ 76,550,000	\$ 15,000,000	\$ -
FY 2025	\$ 77,000,000	\$ 15,000,000	\$ -
FY 2026	\$ 72,000,000	\$ 20,000,000	\$ -
FY 2027	\$ 72,000,000	\$ 20,000,000	\$ -
FY 2028	\$ 60,000,000	\$ 20,000,000	\$ -
<b>Total</b>	<b>ONGOING</b>	<b>ONGOING</b>	<b>\$ -</b>

# Transportation



## 68. Recreational Trails

Funding is requested for the Recreational Trails Program which provides Federal Highway Administration funds to states for the development and maintenance of recreational trails and trail-related facilities. This is a statewide program administered by the Department of Natural Resources and Environmental Control. An annual work plan is developed that includes a listing of RTP-funded activities and programs.

### Funding Schedule

	State	Federal	Other*
FY 2023	\$ -	\$ 905,680	\$ 226,420
FY 2024	\$ -	\$ 905,680	\$ 226,420
FY 2025	\$ -	\$ 905,680	\$ 226,420
FY 2026	\$ -	\$ 905,680	\$ 226,420
FY 2027	\$ -	\$ 905,680	\$ 226,420
FY 2028	\$ -	\$ 905,680	\$ 226,420
<b>Total</b>	<b>\$ -</b>	<b>ONGOING</b>	<b>ONGOING</b>

\*The source of Other funds is DNREC.


## 69. Bicycle, Pedestrian and Other Improvements

Funding is requested for the design and construction of pedestrian and bicycle facilities, transit access, park and ride facilities, traffic calming and other non-motorized transportation projects.

### Funding Schedule

	State	Federal	Other
FY 2023	\$ 1,000,000	\$ 4,000,000	\$ -
FY 2024	\$ 1,500,000	\$ 6,000,000	\$ -
FY 2025	\$ 1,500,000	\$ 6,000,000	\$ -
FY 2026	\$ 1,500,000	\$ 6,000,000	\$ -
FY 2027	\$ 1,500,000	\$ 6,000,000	\$ -
FY 2028	\$ 1,500,000	\$ 6,000,000	\$ -
<b>Total</b>	<b>ONGOING</b>	<b>ONGOING</b>	<b>\$ -</b>

# Transportation



## 70. Carbon Reduction Program

Funding is requested for this program, which is focused on the reduction of transportation emissions through the development of State carbon reduction strategies and by funding projects designed to reduce transportation emissions.

### Funding Schedule

	State	Federal	Other
FY 2023	\$ -	\$ 5,400,000	\$ -
FY 2024	\$ -	\$ 5,400,000	\$ -
FY 2025	\$ -	\$ 5,400,000	\$ -
FY 2026	\$ -	\$ 5,400,000	\$ -
FY 2027	\$ -	\$ 5,497,000	\$ -
<b>Total</b>	<b>\$ -</b>	<b>\$ 27,097,000</b>	<b>\$ -</b>


## 71. Signage and Pavement Markings

Funding is requested for projects that involve the need for statewide improvements of signage. The goal is to provide visitors and residents with a clear path using appropriate directional signs to eliminate confusion. Additionally, funds will be used to determine improvements including, but not limited to, reflective epoxy striping.

### Funding Schedule

	State	Federal	Other
FY 2023	\$ 6,320,628	\$ 1,282,513	\$ -
FY 2024	\$ 6,820,628	\$ 1,282,513	\$ -
FY 2025	\$ 6,820,628	\$ 1,282,513	\$ -
FY 2026	\$ 6,820,628	\$ 1,282,513	\$ -
FY 2027	\$ 6,820,628	\$ 1,282,513	\$ -
FY 2028	\$ 6,820,628	\$ 1,282,513	\$ -
<b>Total</b>	<b>ONGOING</b>	<b>ONGOING</b>	<b>\$ -</b>

# Transportation



## 72. Materials and Minor Contracts

Funding is requested to expand the capability of the operating districts to maintain the State's roadways through the development of unit price contracts for small to medium-sized projects. Examples of capital repairs and minor improvements that would be funded by this program include:

- Contracts for adding minor turn lanes at intersections;
- Concrete pavement repairs;
- Repair/replacement of curbs, gutters and sidewalks;
- Traffic control devices (including those necessary for pedestrian, transit and bicycle access);
- Rotomilling;
- Crossover modifications;
- Guardrail installations;
- Drainage improvements; and
- Woodland Ferry.

Annual unit price contracts are issued for various types of work to quickly address specific needs as they are identified. These are projects and programs requiring no acquisition of right-of-way, minimal design, no location and/or environmental studies or permits and are administered by the maintenance districts. As stand-alone projects are identified, they will be listed as separate projects in the Capital Transportation Program. In addition, necessary replacements of sign structures, high mast lighting and traffic signal replacements as identified by the Sign Structure Inspection Program are funded through these contracts.

### Funding Schedule

	State	Federal	Other
FY 2023	\$ 14,900,000	\$ 3,719,662	\$ -
FY 2024	\$ 17,900,000	\$ 2,800,000	\$ -
FY 2025	\$ 10,900,000	\$ 100,000	\$ -
FY 2026	\$ 16,900,000	\$ 100,000	\$ -
FY 2027	\$ 17,725,000	\$ 2,800,000	\$ -
FY 2028	\$ 17,425,000	\$ 100,000	\$ -
<b>Total</b>	<b>ONGOING</b>	<b>ONGOING</b>	<b>\$ -</b>

## 73. Rail Crossing Safety Program

Funding is requested for the Highway-Rail Grade Crossing Safety Program involving the selection of safety improvements at the highway-rail crossings throughout the State. These improvements include installation of signage, pavement markings and/or gates at deficient crossings.

# Transportation



## Funding Schedule

	State	Federal	Other
FY 2023	\$ 4,986,112	\$ 5,541,000	\$ -
FY 2024	\$ 5,886,112	\$ 2,825,000	\$ -
FY 2025	\$ 5,386,112	\$ 2,825,000	\$ -
FY 2026	\$ 5,186,112	\$ 2,025,000	\$ -
FY 2027	\$ 5,186,112	\$ 2,025,000	\$ -
FY 2028	\$ 5,186,112	\$ 2,025,000	\$ -
<b>Total</b>	<b>ONGOING</b>	<b>ONGOING</b>	<b>\$ -</b>


## 74. Safety Improvement Program

Funding is requested for the Safety Improvement Program, a federally-funded program to identify high crash locations and reduce the severity and frequency of crashes. This is done through identifying locations of crash patterns, conducting field studies and developing potential solutions. After the HEP committee reviews this information, improvement alternatives are developed that include low-cost safety improvements such as signage, pavement marking and/or traffic signal upgrades, guardrail upgrades, maintenance activities and other low-cost type improvements that typically do not require full design or right-of-way acquisition. Other improvements beyond the low-cost safety improvements are also recommended for those locations that require more substantial improvements. Those improvements are moved through the project development process and require full design and sometimes right-of-way acquisition.

## Funding Schedule

	State	Federal	Other
FY 2023	\$ 1,427,445	\$ 5,758,807	\$ -
FY 2024	\$ 1,132,445	\$ 8,493,776	\$ -
FY 2025	\$ 1,032,445	\$ 9,344,112	\$ -
FY 2026	\$ 1,032,445	\$ 6,405,654	\$ -
FY 2027	\$ 1,032,445	\$ 5,675,937	\$ -
FY 2028	\$ 1,032,445	\$ 5,675,937	\$ -
<b>Total</b>	<b>ONGOING</b>	<b>ONGOING</b>	<b>\$ -</b>

# Transportation



## 75. Traffic Calming Program

Funding is requested for the Traffic Calming Program. Initiated in Fiscal Year 2000, this program involves the design and construction of traffic calming facilities. The Traffic Calming Manual was updated in 2012 to reflect lessons learned and current practices. The program in general involves a community-based approach to study, design and construct traffic calming projects that reduce traffic volumes, travel speeds and provide for increased safety within communities. Traffic calming projects include, but are not limited to, roundabout intersection designs, pedestrian and bicycle facilities, transit access, park and ride facilities, and other solutions to slow traffic. The Department of Transportation (DOT) is working with numerous residential communities to plan, develop and construct traffic calming projects. Study, design and public outreach elements of the residential and development traffic calming projects are funded through this program. Construction for small projects, such as speed humps and radar signs are funded through the sponsoring legislator's Community Transportation Fund (CTF) allocation. Larger projects can be funded with a combination of CTF and DOT capital construction funds.

### Funding Schedule

	State	Federal	Other
FY 2023	\$ 800,000	\$ -	\$ -
FY 2024	\$ 800,000	\$ -	\$ -
FY 2025	\$ 500,000	\$ -	\$ -
FY 2026	\$ 500,000	\$ -	\$ -
FY 2027	\$ 500,000	\$ -	\$ -
FY 2028	\$ 500,000	\$ -	\$ -
<b>Total</b>	<b>ONGOING</b>	<b>\$ -</b>	<b>\$ -</b>

## 76. Engineering and Contingency-Road System

Funding is requested for engineering services and contingencies not covered under other capital program categories.

### Funding Schedule

	State	Federal	Other
FY 2023	\$ 36,051,835	\$ 100,000	\$ -
FY 2024	\$ 39,081,835	\$ 100,000	\$ -
FY 2025	\$ 38,660,835	\$ 100,000	\$ -
FY 2026	\$ 35,820,835	\$ 100,000	\$ -
FY 2027	\$ 35,670,835	\$ 100,000	\$ -
FY 2028	\$ 38,660,835	\$ 100,000	\$ -
<b>Total</b>	<b>ONGOING</b>	<b>ONGOING</b>	<b>\$ -</b>



# Transportation



## 77. Intersection Improvements

Funding is requested for the identification, design, review and construction of operational and safety initiatives and improvements accomplished through strategic planning, design and/or the installation or modification of traffic control (signal) systems and other related devices. The type of work includes, but is not limited to, design support, construction, construction inspection, right-of-way acquisition, and asset management efforts for: roadway lighting, new and upgraded traffic signals, new and upgraded pedestrian signals and associated curb ramps, signal indication re-lamping, maintenance of traffic support for signal work, Manual on Uniform Traffic Control Device revisions, and signal and other traffic related manual updates.

### Funding Schedule

	State	Federal	Other*
FY 2023	\$ 6,875,000	\$ 5,980,000	\$ 600,000
FY 2024	\$ 7,675,000	\$ 3,500,000	\$ 600,000
FY 2025	\$ 7,675,000	\$ 3,500,000	\$ 600,000
FY 2026	\$ 7,675,000	\$ 3,500,000	\$ 600,000
FY 2027	\$ 7,675,000	\$ 3,500,000	\$ 600,000
FY 2028	\$ 7,675,000	\$ 3,500,000	\$ 600,000
<b>Total</b>	<b>ONGOING</b>	<b>ONGOING</b>	<b>ONGOING</b>

\*The sources of Other funds are private developers and utility companies.


## 78. Corridor Capacity Preservation

Funding is requested for capacity preservation, to include efficient and safe traffic management, minimize the transportation impacts of increased economic growth, preserve the ability to make future transportation-related improvements and prevent the need to build an entirely new road.

### Funding Schedule

	State	Federal	Other
FY 2023	\$ 1,000,000	\$ -	\$ -
FY 2024	\$ 1,000,000	\$ -	\$ -
FY 2025	\$ 1,000,000	\$ -	\$ -
FY 2026	\$ 1,000,000	\$ -	\$ -
FY 2027	\$ 1,000,000	\$ -	\$ -
FY 2028	\$ 1,000,000	\$ -	\$ -
<b>Total</b>	<b>ONGOING</b>	<b>\$ -</b>	<b>\$ -</b>

# Transportation



## 79. Pedestrian ADA Improvements

Funding is requested for improvements to the Pedestrian System (sidewalks, trails, etc.) for compliance with the ADA Title II Transition Plan.

### Funding Schedule

	State	Federal	Other
FY 2023	\$ 4,500,000	\$ -	\$ -
FY 2024	\$ 4,500,000	\$ -	\$ -
FY 2025	\$ 4,500,000	\$ -	\$ -
FY 2026	\$ 4,500,000	\$ -	\$ -
FY 2027	\$ 4,500,000	\$ -	\$ -
FY 2028	\$ 4,500,000	\$ -	\$ -
<b>Total</b>	<b>ONGOING</b>	<b>\$ -</b>	<b>\$ -</b>


## 80. Highway Safety Improvement Program

Funding is requested to identify locations and reduce the severity and frequency of accidents. This is done through identifying locations and accident patterns, conducting field studies, and developing potential solutions. The program utilizes a technical committee to review identified locations with a focus towards implementation of low cost high benefit solutions (signing, striping, signals). However, the program does identify several locations each year that involve large scale design and capital construction projects.

### Funding Schedule

	State	Federal	Other
FY 2023	\$ 2,694,580	\$ 5,046,885	\$ 409,260
FY 2024	\$ 3,320,000	\$ 17,634,494	\$ -
FY 2025	\$ 14,934,520	\$ 10,500,000	\$ -
FY 2026	\$ 5,850,000	\$ 12,250,000	\$ -
FY 2027	\$ 4,550,000	\$ 17,250,000	\$ -
FY 2028	\$ 2,500,000	\$ 13,050,000	\$ -
<b>Total</b>	<b>ONGOING</b>	<b>ONGOING</b>	<b>\$ 409,260</b>

# Transportation



## 81. Slope Stabilization & Drainage Improvement Program

Funding is requested for improvements to roadway slopes and drainage systems that are in either current or potential failure.

### Funding Schedule

	State	Federal	Other
FY 2023	\$ 2,000,000	\$ -	\$ -
FY 2024	\$ 2,000,000	\$ -	\$ -
FY 2025	\$ 4,000,000	\$ -	\$ -
FY 2026	\$ 4,000,000	\$ -	\$ -
FY 2027	\$ 4,000,000	\$ -	\$ -
FY 2028	\$ 4,000,000	\$ -	\$ -
<b>Total</b>	<b>ONGOING</b>	<b>\$ -</b>	<b>\$ -</b>

## 82. Resiliency and Sustainability Program

Funding is requested for this program, which is focused on a variety of resilience and climate-related programs to address vulnerabilities within and/or impacting the transportation network.


### Funding Schedule

	State	Federal	Other
FY 2023	\$ -	\$ 6,100,000	\$ -
FY 2024	\$ 6,000,000	\$ 6,100,000	\$ -
FY 2025	\$ 6,000,000	\$ 6,100,000	\$ -
FY 2026	\$ 6,000,000	\$ 6,100,000	\$ -
FY 2027	\$ -	\$ 6,100,000	\$ -
<b>Total</b>	<b>\$ 18,000,000</b>	<b>\$ 30,500,000</b>	<b>\$ -</b>

## 83. Electric Vehicle Program

Funding is requested for this program, which will include a planning study to develop a statewide electronic vehicle (EV) infrastructure strategic plan to include research, data collection, modeling, public outreach, and final report. This project may also include the design and construction of the EV sites as identified in the plan.

# Transportation



## Funding Schedule

	State	Federal	Other
FY 2023	\$ -	\$ 3,500,000	\$ -
FY 2024	\$ -	\$ 3,500,000	\$ -
FY 2025	\$ -	\$ 3,500,000	\$ -
FY 2026	\$ -	\$ 3,500,000	\$ -
FY 2027	\$ -	\$ 3,500,000	\$ -
<b>Total</b>	\$ -	\$ 17,500,000	\$ -

## 84. Municipal Street Aid

Funding is requested for Municipal Street Aid which provides grants to municipalities to maintain municipal streets and assist in meeting other transportation-related needs. The amount of each grant is based on population and street mileage for the preceding fiscal year.

## Funding Schedule

	State	Federal	Other
FY 2023	\$ 6,000,000	\$ -	\$ -
FY 2024	\$ 6,000,000	\$ -	\$ -
FY 2025	\$ 6,000,000	\$ -	\$ -
FY 2026	\$ 6,000,000	\$ -	\$ -
FY 2027	\$ 6,000,000	\$ -	\$ -
FY 2028	\$ 6,000,000	\$ -	\$ -
<b>Total</b>	<b>ONGOING</b>	\$ -	\$ -


## 85. Community Transportation Fund

Funding is requested to provide members of the General Assembly with funding for community transportation projects.

## Funding Schedule

	State	Federal	Other*
FY 2023	\$ 23,200,000	\$ -	\$ -
FY 2024	\$ 17,680,000	\$ -	\$ -
FY 2025	\$ 17,680,000	\$ -	\$ -
FY 2026	\$ 17,680,000	\$ -	\$ -
FY 2027	\$ 17,680,000	\$ -	\$ -
FY 2028	\$ 17,680,000	\$ -	\$ -
<b>Total</b>	<b>ONGOING</b>	\$ -	\$ -

# Transportation



## 86. Subdivision Street Pavement Management Fund

Funding is requested for this program to accelerate the improvement and quality of community streets using the existing road rating criteria as a basis to determine the priority of paving and rehabilitating community streets.

### Funding Schedule

	State	Federal	Other*
FY 2023	\$ 10,000,000	\$ -	\$ 20,000,000
FY 2024	\$ 10,000,000	\$ -	\$ -
FY 2025	\$ 10,000,000	\$ -	\$ -
FY 2026	\$ 10,000,000	\$ -	\$ -
FY 2027	\$ 10,000,000	\$ -	\$ -
FY 2028	\$ 10,000,000	\$ -	\$ -
<b>Total</b>	<b>ONGOING</b>	<b>\$ -</b>	<b>\$ 20,000,000</b>

\*The source of Other funds is Department of State.

## 87. Transportation Infrastructure Investment Fund


Funding is requested to provide economic assistance for renovation, construction or other improvements to the transportation network to attract new businesses or the expansion of existing Delaware businesses. This program would fund improvements occurring within the public right-of-way and would directly benefit the traveling public.

### Funding Schedule

	State	Federal	Other*
FY 2023	\$ 5,000,000	\$ -	\$ 10,000,000
FY 2024	\$ 5,000,000	\$ -	\$ -
FY 2025	\$ 5,000,000	\$ -	\$ -
FY 2026	\$ 5,000,000	\$ -	\$ -
FY 2027	\$ 5,000,000	\$ -	\$ -
FY 2028	\$ 5,000,000	\$ -	\$ -
<b>Total</b>	<b>ONGOING</b>	<b>\$ -</b>	<b>ONGOING</b>

\*The source of Other funds is Department of State.

# Transportation



## 88. Transit Facilities - New Castle County

Funding is requested for the following:

- Churchman's Crossing Fairplay Station Parking Expansion;
- NCC Transit Center; and
- Wilmington DTC Maintenance Building.

### Funding Schedule

	State	Federal	Other
FY 2023	\$ -	\$ 3,900,000	\$ -
FY 2024	\$ 6,000,000	\$ 5,200,000	\$ -
FY 2025	\$ -	\$ 2,000,000	\$ -
FY 2026	\$ -	\$ 7,000,000	\$ -
FY 2027	\$ -	\$ 20,000,000	\$ -
FY 2028	\$ -	\$ 15,000,000	\$ -
<b>Total</b>	<b>\$ 6,000,000</b>	<b>\$ 53,100,000</b>	<b>\$ -</b>

## 89. Transit Vehicles – New Castle County

Funding is requested for the procurement of:


- Expansion/replacement paratransit buses;
- Fixed route buses;
- Support vehicles;
- Preventive maintenance; and
- Unicity bus.

### Funding Schedule

	State	Federal	Other*
FY 2023	\$ 953,636	\$ 8,558,080	\$ 1,300,000
FY 2024	\$ 837,520	\$ 18,921,176	\$ 1,300,000
FY 2025	\$ 1,044,076	\$ 17,035,000	\$ 1,300,000
FY 2026	\$ 1,289,000	\$ 19,210,300	\$ 1,300,000
FY 2027	\$ 1,954,076	\$ 12,560,000	\$ 1,300,000
FY 2028	\$ 1,849,740	\$ 12,598,460	\$ 1,300,000
<b>Total</b>	<b>\$ 7,928,048</b>	<b>\$ 88,883,016</b>	<b>\$ 7,800,000</b>

\*The source of Other funds is Delaware Transit Corporation (DTC).

# Transportation



## 90. Transit Vehicles - Kent County

Funding is requested for the procurement of:

- Expansion/replacement of paratransit buses;
- Support vehicles; and
- Preventive maintenance.

### Funding Schedule

	State	Federal	Other*
FY 2023	\$ 474,000	\$ 1,991,400	\$ 23,900
FY 2024	\$ 310,400	\$ 1,337,000	\$ 23,900
FY 2025	\$ 412,800	\$ 1,746,600	\$ 23,900
FY 2026	\$ 113,000	\$ 547,400	\$ 23,900
FY 2027	\$ 604,800	\$ 2,514,600	\$ 23,900
FY 2028	\$ 200,000	\$ 895,400	\$ 23,900
<b>Total</b>	<b>\$ 2,115,000</b>	<b>\$ 9,032,400</b>	<b>\$ 143,400</b>

\*The source of Other funds is Delaware Transit Corporation (DTC).

## 91. Transit Facilities - Sussex County

Funding is requested for the Resorts Park & Ride Improvements.

### Funding Schedule


	State	Federal	Other
FY 2023	\$ -	\$ 3,300,000	\$ -
FY 2024	\$ -	\$ 3,250,000	\$ -
<b>Total</b>	<b>\$ -</b>	<b>\$ 6,550,000</b>	<b>\$ -</b>

## 92. Transit Vehicles - Sussex County

Funding is requested for intercity operations and the procurement of:

- Expansion/replacement of paratransit buses;
- Fixed route buses; and
- Support vehicles.

# Transportation



## Funding Schedule

	State	Federal	Other*
FY 2023	\$ 1,644,000	\$ 1,974,747	\$ 189,147
FY 2024	\$ 637,600	\$ 8,077,762	\$ 189,147
FY 2025	\$ 330,000	\$ 1,509,147	\$ 189,147
FY 2026	\$ 507,000	\$ 2,217,147	\$ 189,147
FY 2027	\$ 772,710	\$ 3,279,987	\$ 189,147
FY 2028	\$ 691,161	\$ 3,361,536	\$ 189,147
<b>Total</b>	<b>\$ 4,582,471</b>	<b>\$ 20,420,326</b>	<b>\$ 1,134,882</b>

\*The source of Other funds is Delaware Transit Corporation (DTC).

### 93. Rail Preservation

Funding is requested for rail preservation projects, which will conduct preventative maintenance to sustain and upgrade the condition of the statewide rail system.

## Funding Schedule

	State	Federal	Other
FY 2023	\$ 3,120,000	\$ -	\$ -
FY 2024	\$ 4,028,400	\$ -	\$ -
FY 2025	\$ 4,128,400	\$ -	\$ -
FY 2026	\$ 4,028,400	\$ -	\$ -
FY 2027	\$ 4,028,400	\$ -	\$ -
FY 2028	\$ 4,028,400	\$ -	\$ -
<b>Total</b>	<b>ONGOING</b>	<b>\$ -</b>	<b>\$ -</b>


### 94. Transit Facilities - Statewide

Funding is requested to provide assistance in the preservation of statewide transit facilities. Projects include:

- Transit facility minor capital projects; and
- Transit system equipment.



# Transportation



## Funding Schedule

	State	Federal	Other
FY 2023	\$ 4,707,166	\$ -	\$ -
FY 2024	\$ 2,300,000	\$ -	\$ -
FY 2025	\$ 4,050,000	\$ -	\$ -
FY 2026	\$ 2,050,000	\$ -	\$ -
FY 2027	\$ 2,050,000	\$ -	\$ -
FY 2028	\$ 2,050,000	\$ -	\$ -
<b>Total</b>	<b>\$ 17,207,166</b>	<b>\$ -</b>	<b>\$ -</b>

## 95. Transit Vehicles - Statewide

Funding is requested for:

- Additional buses and support transit vehicles; and
- Support and diagnostic equipment replacements for fixed route and paratransit bus maintenance.

## Funding Schedule

	State	Federal	Other*
FY 2023	\$ 1,443,809	\$ 1,168,869	\$ 710,273
FY 2024	\$ 1,225,699	\$ 6,060,869	\$ 710,273
FY 2025	\$ 1,564,249	\$ 1,168,869	\$ 710,273
FY 2026	\$ 1,828,981	\$ 1,168,869	\$ 710,273
FY 2027	\$ 1,411,629	\$ 1,168,869	\$ 710,273
FY 2028	\$ 1,411,629	\$ 1,168,869	\$ 710,273
<b>Total</b>	<b>\$ 8,885,996</b>	<b>\$ 11,905,214</b>	<b>\$ 4,261,638</b>

\*The source of Other funds is Delaware Transit Corporation (DTC).


## 96. Aeronautics

Funding is requested to support the creation and implementation of the state's planning efforts with regard to the aviation system in Delaware.

## Funding Schedule

	State	Federal	Other
FY 2023	\$ 1,001,000	\$ 189,000	\$ -
FY 2024	\$ 701,000	\$ 189,000	\$ -
FY 2025	\$ 701,000	\$ 189,000	\$ -
FY 2026	\$ 1,001,000	\$ 189,000	\$ -
FY 2027	\$ 701,000	\$ 189,000	\$ -
FY 2028	\$ 701,000	\$ 189,000	\$ -
<b>Total</b>	<b>ONGOING</b>	<b>ONGOING</b>	<b>\$ -</b>

# Transportation



## 97. Planning

Funding is requested to support the state’s comprehensive transportation planning activities, including the State Transportation Plan coordination with County Comprehensive Development plans and Preliminary Land Use Service activities. This funding will provide for the management of statewide programs, such as Scenic and Historic Byways, Metropolitan Planning Organizations and education and training programs. The funding will allow DOT to provide advice to local governments regarding re-zoning and subdivision review and the creation of local area plans. The funding also includes both Local Transportation Assistance and Rural Transportation Assistance programs.

### Funding Schedule

	State	Federal	Other
FY 2023	\$ 5,618,861	\$ 7,514,086	\$ -
FY 2024	\$ 5,897,582	\$ 7,647,981	\$ -
FY 2025	\$ 5,931,725	\$ 7,784,554	\$ -
FY 2026	\$ 5,966,551	\$ 7,923,858	\$ -
FY 2027	\$ 5,618,861	\$ 6,533,097	\$ -
FY 2028	\$ 5,618,861	\$ 6,533,097	\$ -
<b>Total</b>	<b>ONGOING</b>	<b>ONGOING</b>	<b>\$ -</b>


## 98. Information Technology

Funding is requested for the Technology unit to provide effective management tools for efficient computer operations throughout DOT, including providing and maintaining internal network operations, telephone services, desktop workstations and applications to support business functions. Typical expenditures add or enhance hardware and software to enable greater mobility and monitoring of roadways and bus and rail services, as well as ensuring functionality.

### Funding Schedule

	State	Federal	Other
FY 2023	\$ 14,013,750	\$ 199,630	\$ -
FY 2024	\$ 14,013,750	\$ 199,630	\$ -
FY 2025	\$ 14,013,750	\$ 199,630	\$ -
FY 2026	\$ 14,013,750	\$ 199,630	\$ -
FY 2027	\$ 14,013,750	\$ 199,630	\$ -
FY 2028	\$ 14,013,750	\$ 199,630	\$ -
<b>Total</b>	<b>ONGOING</b>	<b>ONGOING</b>	<b>\$ -</b>

# Transportation



## 99. Heavy Equipment

Funding is requested for the equipment replacement program used by DOT to carry out maintenance and construction operations. Graders, front-end loaders, rollers, dump trucks, street sweepers, four-wheel drive vehicles, pickup trucks and sewer flushers are included.

### Funding Schedule

	State	Federal	Other
FY 2023	\$ 9,500,000	\$ -	\$ -
FY 2024	\$ 15,000,000	\$ -	\$ -
FY 2025	\$ 15,000,000	\$ -	\$ -
FY 2026	\$ 12,000,000	\$ -	\$ -
FY 2027	\$ 12,000,000	\$ -	\$ -
FY 2028	\$ 12,000,000	\$ -	\$ -
<b>Total</b>	<b>ONGOING</b>	<b>\$ -</b>	<b>\$ -</b>


## 100. Transportation Facilities

Funding is requested for the regular maintenance and inspection of existing transportation facilities and support of new facilities. Facilities include the Danner Campus, Division of Motor Vehicles and the Traffic Management Center facility. Life cycle improvements are required at all facilities. Additional efforts are under way to make buildings more energy efficient and to upgrade toll collection equipment.

### Funding Schedule

	State	Federal	Other
FY 2023	\$ 10,750,000	\$ -	\$ -
FY 2024	\$ 20,500,000	\$ -	\$ -
FY 2025	\$ 27,725,000	\$ -	\$ -
FY 2026	\$ 14,000,000	\$ -	\$ -
FY 2027	\$ 12,500,000	\$ -	\$ -
FY 2028	\$ 12,000,000	\$ -	\$ -
<b>Total</b>	<b>ONGOING</b>	<b>\$ -</b>	<b>\$ -</b>

# Transportation



## 101. Transportation Management

Funding is requested for the Integrated Transportation Management System - a multi-modal approach to improving the movement of people and goods. Through technology and a centralized Transportation Management Center, DOT is able to monitor travel conditions, provide real-time travel information, respond to incidents, and adjust signals, signage, transit, etc. to reduce congestion and improve transportation system reliability and safety.

### Funding Schedule

	State	Federal	Other*
FY 2023	\$ 4,508,700	\$ 6,104,000	\$ 96,000
FY 2024	\$ 2,328,700	\$ 7,104,000	\$ 96,000
FY 2025	\$ 2,328,700	\$ 7,104,000	\$ 96,000
FY 2026	\$ 2,328,700	\$ 7,104,000	\$ 96,000
FY 2027	\$ 2,328,700	\$ 7,104,000	\$ 96,000
FY 2028	\$ 2,328,700	\$ 7,104,000	\$ 96,000
<b>Total</b>	<b>ONGOING</b>	<b>ONGOING</b>	<b>ONGOING</b>

\*The source of Other funds is Delaware Transit Corporation (DTC).

## 102. Engineering and Contingency – Support System

Funding is requested for engineering services and contingencies not covered under other capital program categories.

### Funding Schedule

	State	Federal	Other
FY 2023	\$ -	\$ 300,000	\$ -
FY 2024	\$ -	\$ 300,000	\$ -
FY 2025	\$ -	\$ 300,000	\$ -
FY 2026	\$ -	\$ 300,000	\$ -
FY 2027	\$ -	\$ 300,000	\$ -
FY 2028	\$ -	\$ 300,000	\$ -
<b>Total</b>	<b>\$ -</b>	<b>ONGOING</b>	<b>\$ -</b>