


Transportation



Project Summary Chart

State Capital Funds

	FY 2025	FY 2026 Request	FY 2026 Recommended	FY 2027 Request	FY 2028 Request
1. Road System (Projects 1-79)	\$ 221,136,082	\$ 167,890,836	\$ 167,890,836	\$ 164,614,946	\$ 149,018,294
2. Grants and Allocations (Projects 80-83)	\$ 38,680,000	\$ 38,680,000	\$ 38,680,000	\$ 38,680,000	\$ 38,680,000
3. Transit System (Projects 84-91)	\$ 8,705,833	\$ 6,278,400	\$ 6,278,400	\$ 5,278,400	\$ 5,278,400
4. Support System (Projects 92-98)	\$ 60,180,175	\$ 42,372,523	\$ 42,372,523	\$ 37,356,923	\$ 29,281,923
Total	\$ 328,702,090	\$ 255,221,759	\$ 255,221,759	\$ 245,930,269	\$ 222,258,617

1. I-95 and SR 896 Interchange Improvements

Funding is requested for improvements at I-95 and SR 896 interchange including ramp realignments and other geometric improvements to address safety and congestion issues.


Funding Schedule

	State	Federal	Other
FY 2019	\$ 800,000	\$ -	\$ -
FY 2021	\$ 1,400,000	\$ 2,122,455	\$ -
FY 2022	\$ 72,705,000	\$ 7,549,411	\$ -
FY 2023	\$ -	\$ 102,926,638	\$ -
FY 2024	\$ -	\$ 40,091,374	\$ -
FY 2025	\$ -	\$ 19,968,626	\$ -
FY 2026	\$ -	\$ 32,224,362	\$ -
FY 2027	\$ -	\$ 12,625,795	\$ -
Total	\$ 74,905,000	\$ 217,508,661	\$ -

2. I-295 Northbound from SR 141 to US 13

Funding is requested for additional capacity improvements for I-295 Northbound from the I-95/SR 141 interchange to US 13.

Transportation



Funding Schedule

	State	Federal	Other
FY 2022	\$ 1,100,000	\$ -	\$ -
FY 2024	\$ -	\$ 2,000,000	\$ -
FY 2025	\$ -	\$ 10,000,000	\$ -
FY 2026	\$ -	\$ 8,000,000	\$ -
FY 2027	\$ -	\$ 6,809,053	\$ -
FY 2028	\$ -	\$ 2,469,540	\$ -
Total	\$ 1,100,000	\$ 29,278,593	\$ -

3. SR 1 at Tybouts Corner

Funding is requested to reconstruct the interchange at SR 1 and Tybouts Corner

Funding Schedule

	State	Federal	Other
FY 2027	\$ -	\$ 1,000,000	\$ -
Total	\$ -	\$ 1,000,000	\$ -


4. Bear Road and Reybold Drive Intersection Improvements

Funding is requested to upgrade the existing intersection of Bear Road, Reybold Drive and the on-ramp to SR 1 Northbound from a stop condition along Reybold Drive to a single lane roundabout. Project includes a new sidewalk connecting down to Route 13 intersection and updated bus stop.

Funding Schedule

	State	Federal	Other
FY 2024	\$ -	\$ 721,600	\$ -
FY 2026	\$ -	\$ 143,000	\$ -
FY 2027	\$ -	\$ 500,000	\$ -
FY 2028	\$ -	\$ 1,945,000	\$ -
Total	\$ -	\$ 3,309,600	\$ -

Transportation



5. SR 9, New Castle Avenue, Landers Lane to A Street

Funding is requested for this planning project that will accelerate plans to improve connectivity and quality of life for underserved communities on Delaware SR 9 by identifying priority projects that should be fast-tracked to final design. The project includes 12 transportation projects that will safely connect neighborhoods, improve/replace infrastructure, and add more transportation options for those with or without a car, with a focus on equity and removing physical barriers in communities that are currently separated by major highways such as I-295. The design will consider all users, including pedestrians, and add roundabouts for better, safer traffic flow. The project has a data-driven approach in regards to the safety and benefits the surrounding underserved, overburdened, disadvantaged communities.


Funding Schedule

	State	Federal	Other
FY 2024	\$ -	\$ 6,000,000	\$ -
FY 2025	\$ -	\$ 1,500,000	\$ -
FY 2027	\$ -	\$ 500,000	\$ -
FY 2028	\$ -	\$ 7,000,000	\$ -
FY 2029	\$ -	\$ 7,500,000	\$ -
Total	\$ -	\$ 22,500,000	\$ -

6. US 13, US 40 to Memorial Drive Pedestrian Improvements

Funding is requested for improvements to address multi-modal needs and pavement rehabilitation in this highly traveled section of US 13 between US 40 and I-495. Improvements include ADA compliant sidewalks, improved crossings, median lighting, and median barriers.

Transportation



Funding Schedule

	State	Federal	Other*
FY 2018	\$ 200,000	\$ 800,000	\$ -
FY 2019	\$ -	\$ 171,800	\$ -
FY 2020	\$ 5,360,000	\$ 3,316,200	\$ 17,858
FY 2021	\$ 50,160	\$ 1,732,230	\$ -
FY 2022	\$ 250,000	\$ 1,720,800	\$ -
FY 2023	\$ -	\$ 8,091,619	\$ -
FY 2024	\$ -	\$ 12,996,050	\$ -
FY 2025	\$ 50,599	\$ 6,300,756	\$ -
FY 2026	\$ -	\$ 4,000,000	\$ -
FY 2027	\$ -	\$ 2,602,544	\$ -
FY 2028	\$ -	\$ 1,492,492	\$ -
FY 2029	\$ -	\$ 2,000,000	\$ -
Total	\$ 5,910,759	\$ 45,224,491	\$ 17,858


7. 4th Street, Walnut Street to Adams Street

Funding is requested to make improvements to the operation and safety aspects of the corridor to address needed improvements for pedestrians, bicyclists, and transit users.

Funding Schedule

	State	Federal	Other
FY 2020	\$ 750,000	\$ -	\$ -
FY 2023	\$ 100,000	\$ -	\$ -
FY 2027	\$ -	\$ 2,500,000	\$ -
Total	\$ 850,000	\$ 2,500,000	\$ -

Transportation



8. Walnut Street, 3rd Street to 16th Street

Funding is requested to make improvements to the operation and safety aspects of the corridor to address needed improvements for pedestrians, bicyclists, and transit users. This is a major in-bound route to the central business district.

Funding Schedule

	State	Federal	Other
FY 2019	\$ 1,000,000	\$ -	\$ -
FY 2020	\$ 1,000,000	\$ -	\$ -
FY 2026	\$ -	\$ 3,000,000	\$ -
FY 2027	\$ -	\$ 3,000,000	\$ -
Total	\$ 2,000,000	\$ 6,000,000	\$ -

9. HSIP NCC, Old Baltimore Pike and Salem Church Road

Funding is requested for improvements to expand the single left-turns to double left-turn lanes from Old Baltimore Pike onto Salem Church Road.

Funding Schedule

	State	Federal	Other
FY 2026	\$ -	\$ 800,000	\$ -
Total	\$ -	\$ 800,000	\$ -

Transportation



10. US 40, Salem Church Road to Walther Road

Funding is requested to add an additional lane in each direction along US 40 from Salem Church Road to Walther Road. There will also be pedestrian and bicycle improvements with the addition of a multi-use path for the length of the project.

Funding Schedule

	State	Federal	Other
FY 2015	\$ 400,000	\$ 1,600,000	\$ -
FY 2016	\$ 2,000,000	\$ -	\$ -
FY 2017	\$ 3,000,000	\$ 500,000	\$ -
FY 2020	\$ 2,000,000	\$ -	\$ -
FY 2021	\$ -	\$ 380,000	\$ -
FY 2023	\$ -	\$ 160,000	\$ -
FY 2024	\$ -	\$ 7,102,397	\$ -
FY 2025	\$ -	\$ 4,000,000	\$ -
FY 2026	\$ -	\$ 6,176,909	\$ -
FY 2027	\$ -	\$ 3,125,420	\$ -
FY 2028	\$ -	\$ 3,834,586	\$ -
Total	\$ 7,400,000	\$ 26,879,312	\$ -


11. Port Area Truck Parking Facility Near Wilmington

Funding is requested for truck parking facilities and a staging area to support expanded port activities.

Funding Schedule

	State	Federal	Other
FY 2027	\$ 862,500	\$ -	\$ -
Total	\$ 862,500	\$ -	\$ -

Transportation



12. Maryland Ave. and Monroe St. (Maryland Ave./Monroe St./MLK Area)

Funding is requested to improve efficiency of the intersection at Maryland Avenue, Monroe Street, and Martin Luther King (MLK) Street, including multi-modal improvements and a road diet (Maryland Avenue).

Funding Schedule

	State	Federal	Other
FY 2026	\$ 800,000	\$ -	\$ -
Total	\$ 800,000	\$ -	\$ -

13. N15, Boyds Corner Road, Cedar Lane Road to US 13

Funding is requested to improve Boyds Corner Road to four lanes with a median, shoulders, and a multi-use path on each side of the roadway.


Funding Schedule

	State	Federal	Other
FY 2025	\$ -	\$ 2,800,000	\$ -
FY 2028	\$ -	\$ 2,000,000	\$ -
FY 2029	\$ -	\$ 5,000,000	\$ -
FY 2030	\$ -	\$ 8,000,000	\$ -
Total	\$ -	\$ 17,800,000	\$ -

14. N412, Lorewood Grove Road, Jamison Corner Road to SR1

Funding is requested to improve Lorewood Grove Road with multimodal improvements, including a multi use path along the corridor and roundabouts at select intersections between Jamison Corner Road to SR 1.

Transportation



Funding Schedule

	State	Federal	Other
FY 2017	\$ 75,000	\$ -	\$ -
FY 2018	\$ 3,000,000	\$ -	\$ -
FY 2019	\$ 50,000	\$ -	\$ -
FY 2021	\$ 350,000	\$ -	\$ -
FY 2022	\$ 150,000	\$ -	\$ -
FY 2027	\$ -	\$ 500,000	\$ -
FY 2028	\$ -	\$ 2,000,000	\$ -
FY 2029	\$ -	\$ 2,000,000	\$ -
Total	\$ 3,625,000	\$ 4,500,000	\$ -


15. Southbridge Local Street Network

Funding is requested for multi-modal and safety improvements in the Southbridge community to increase mobility between Southbridge and shopping, medical services, and other destinations.

Funding Schedule

	State	Federal	Other
FY 2024	\$ 900,000	\$ -	\$ -
FY 2025	\$ 200,000	\$ -	\$ -
FY 2028	\$ 100,000	\$ -	\$ -
FY 2029	\$ 5,000,000	\$ -	\$ -
Total	\$ 6,200,000	\$ -	\$ -

Transportation



16. Old Capitol Trail, Newport Road to Stanton Road

Funding is requested for construction of intersection improvements at the Old Capitol Trail intersections with Newport Road and Stanton Road. Improvements will include accommodations for bicycles and pedestrians.

Funding Schedule

	State	Federal	Other
FY 2021	\$ 650,000	\$ -	\$ -
FY 2025	\$ -	\$ 1,800,000	\$ -
FY 2027	\$ -	\$ 2,000,000	\$ -
FY 2028	\$ -	\$ 4,000,000	\$ -
FY 2029	\$ -	\$ 4,000,000	\$ -
Total	\$ 650,000	\$ 11,800,000	\$ -

17. Glasgow Avenue, SR 896 to US 40

Funding is requested for implementing a Main Street concept by reducing travel lane width, modifying shoulders, adding turn lanes and transit amenities, and providing bicycle and pedestrian accommodations. Safety improvements at Old County Road and Paxson Drive will also be included.


Funding Schedule

	State	Federal	Other
FY 2022	\$ 800,000	\$ -	\$ -
FY 2025	\$ 400,000	\$ -	\$ -
FY 2027	\$ -	\$ 750,000	\$ -
FY 2028	\$ -	\$ 750,000	\$ -
FY 2029	\$ -	\$ 4,000,000	\$ -
FY 2030	\$ -	\$ 2,000,000	\$ -
Total	\$ 1,200,000	\$ 7,500,000	\$ -

18. Rehabilitation of I-95, Viaduct Substructure Repairs

Funding is requested for painting of the Brandywine River Bridge, repairing substructure units of the Wilmington Viaduct and associated ramps, installing bridge lighting, constructing a dog park, installing fencing, rehabilitating existing basketball courts, repaving parking lots.

Transportation



Funding Schedule

	State	Federal	Other
FY 2025	\$ -	\$ 1,060,958	\$ -
FY 2026	\$ -	\$ 8,645,963	\$ -
FY 2027	\$ -	\$ 3,159,682	\$ -
Total	\$ -	\$ 12,866,603	\$ -

19. Rehabilitation of I-95, GARVEE Debt Service

Funding is requested to repay the debt service on the bonds that were sold to fund the construction activities for the rehabilitation of I-95.

Funding Schedule

	State	Federal	Other
FY 2021	\$ -	\$ 18,398,003	\$ -
FY 2022	\$ -	\$ 18,591,750	\$ -
FY 2023	\$ -	\$ 18,592,250	\$ -
FY 2024	\$ -	\$ 18,589,250	\$ -
FY 2025	\$ -	\$ 18,591,750	\$ -
FY 2026	\$ -	\$ 18,593,250	\$ -
FY 2027	\$ -	\$ 18,592,500	\$ -
FY 2028	\$ -	\$ 18,593,250	\$ -
FY 2029	\$ -	\$ 18,594,000	\$ -
FY 2030	\$ -	\$ 18,593,250	\$ -
Total	\$ -	\$ 185,729,253	\$ -

20. Bunker Hill Road at Sand Hill Drive/Merrimac Avenue Intersection Improvements


Funding is requested for upgrading approaches and to provide a single-lane roundabout. Will implement Complete Streets Policy where appropriate.

Funding Schedule

	State	Federal	Other
FY 2028	\$ -	\$ -	\$ 500,000
Total	\$ -	\$ -	\$ 500,000

*The source of Other funds is TID funding.

Transportation



21. Governor Printz Boulevard Road Diet between US 13 at Philadelphia Pike and East 35th St.

Funding is requested for lane width reduction northbound and southbound to reduce pavement section to provide 11' lanes in each direction. Provide buffered multi-use paths and sidewalks in both directions. Will implement Complete Streets Policy.

Funding Schedule

	State	Federal	Other
FY 2028	\$ 1,000,000	\$ -	\$ -
Total	\$ 1,000,000	\$ -	\$ -

22. Hares Corner (US 13 and SR 273) Grade Separated Intersection

Funding is requested for a grade separated intersection with approach improvements, fill in sidewalk gaps and provide transit, biking, and pedestrian amenities. Will implement Complete Streets Policy.

Funding Schedule

	State	Federal	Other
FY 2027	\$ -	\$ 1,500,000	\$ -
FY 2028	\$ -	\$ 1,500,000	\$ -
Total	\$ -	\$ 3,000,000	\$ -

23. St. Annes Church Road at SR 71 Intersection Improvements


Funding is requested for upgrading approaches and to provide a single-lane roundabout. Will implement Complete Streets Policy where appropriate.

Funding Schedule

	State	Federal	Other
FY 2028	\$ -	\$ -	\$ 500,000
Total	\$ -	\$ -	\$ 500,000

*The source of Other funds is TID funding.

Transportation



24. US 40 between US 13 and MD Line Multi-modal Improvements

Funding is requested for a grade separated intersection with approach improvements, fill in sidewalk gaps and provide transit, biking, and pedestrian amenities. Will implement Complete Streets Policy.

Funding Schedule

	State	Federal	Other
FY 2027	\$ 1,000,000	\$ -	\$ -
Total	\$ 1,000,000	\$ -	\$ -

25. Hazard Elimination Program KC, US 13 Lochmeath Way to Puncheon Run Connector Improvements

Funding is requested for the addition of a third lane in each direction on US 13 from Lochmeath Way to Puncheon Run Connector. This project will include roadway widening, stormwater management facilities, multiple intersection redesigns, traffic signal reconfigurations and multi-modal improvements.

Funding Schedule

	State	Federal	Other
FY 2015	\$ -	\$ 3,600,000	\$ -
FY 2016	\$ -	\$ 1,600,000	\$ -
FY 2018	\$ -	\$ 357,666	\$ -
FY 2019	\$ -	\$ 995,900	\$ -
FY 2020	\$ 2,248,976	\$ -	\$ -
FY 2021	\$ 1,000,000	\$ -	\$ -
FY 2022	\$ -	\$ 559,947	\$ -
FY 2024	\$ -	\$ 553,600	\$ -
FY 2028	\$ -	\$ 2,000,000	\$ -
FY 2029	\$ -	\$ 25,000,000	\$ -
FY 2030	\$ -	\$ 25,000,000	\$ -
Total	\$ 3,248,976	\$ 59,667,113	\$ -

Transportation



26. Hazard Elimination Program KC, US 13 Walnut Shade Road to Lochmeath Way

Funding is requested for the addition of a third lane in each direction on US 13 from south of Walnut Shade Road to Lochmeath Way. This will require roadway widening, stormwater management facilities, multiple intersection redesigns, traffic signal reconfigurations, and multi-modal improvements.

Funding Schedule

	State	Federal	Other
FY 2019	\$ 500,000	\$ -	\$ -
FY 2020	\$ 635,000	\$ -	\$ -
FY 2021	\$ 1,995,325	\$ -	\$ -
FY 2022	\$ 2,000,000	\$ 1,600,000	\$ -
FY 2028	\$ 6,000,000	\$ -	\$ -
FY 2029	\$ -	\$ 1,550,000	\$ -
FY 2030	\$ -	\$ 6,200,000	\$ -
Total	\$ 11,130,325	\$ 9,350,000	\$ -

27. Brenford Road (US 13 to DE 42: Lynnbury Woods Road)

Funding is requested to provide drainage improvement and multi-modal facilities.

	State	Federal	Other
FY 2027	\$ -	\$ 750,000	\$ -
FY 2028	\$ -	\$ 750,000	\$ -
Total	\$ -	\$ 1,500,000	\$ -

28. Duck Creek Parkway (Bassett Street To Main Street)

Funding is requested to complete a shared-use pathway from Smyrna High School to Main Street.

Funding Schedule

	State	Federal	Other
FY 2026	\$ 500,000	\$ -	\$ -
Total	\$ 500,000	\$ -	\$ -

Transportation



29. East Camden Bypass

Funding is requested to provide a connection/extension of the proposed West Camden Bypass at the intersection with US 13 on new alignment to a proposed roundabout on SR 10. This proposed roundabout will provide access for the new roadway alignment, existing SR 10 and existing Rising Sun Road. The new alignment will then continue northeast to the existing intersection of US 13 and Old North Road. The new alignment will also provide connections to other local roads within the project limits. This new roadway will meet local road standards and will provide multi-modal accommodations.

Funding Schedule

	State	Federal	Other
FY 2018	\$ 700,000	\$ -	\$ -
FY 2020	\$ 1,900,000	\$ -	\$ -
FY 2021	\$ 300,000	\$ -	\$ -
FY 2022	\$ 7,620,000	\$ -	\$ -
FY 2023	\$ 3,750,000	\$ -	\$ -
FY 2024	\$ -	\$ 8,701,710	\$ -
FY 2025	\$ -	\$ 7,991,697	\$ -
FY 2026	\$ -	\$ 12,860,477	\$ 513,273
Total	\$ 14,270,000	\$ 29,553,884	\$ 513,273

*The Source of Other funds is private developer.

30. West Camden Bypass

Funding is requested to provide a connection on a new alignment from SR 10 east of the Railroad, traversing an open area behind the Eesco Industrial Park, tying into a proposed roundabout on Upper King Road. The new alignment will then traverse the King property tying into the existing signal on US 13 in the vicinity of the new Grottos Pizza & Wawa store. The new alignment will also provide connections to the local roadway network within the project limits. This new roadway will meet local road standards and will provide multi-modal accommodations.

Transportation



Funding Schedule

	State	Federal	Other
FY 2015	\$ 240,000	\$ -	\$ -
FY 2017	\$ -	\$ 960,000	\$ -
FY 2019	\$ -	\$ 80,000	\$ -
FY 2020	\$ 2,140,000	\$ 614,169	\$ -
FY 2021	\$ 3,060,000	\$ 1,148,501	\$ -
FY 2022	\$ 2,937,600	\$ 1,308,422	\$ -
FY 2023	\$ 5,000,000	\$ -	\$ -
FY 2024	\$ -	\$ 833,394	\$ -
FY 2025	\$ -	\$ 12,000,000	\$ -
FY 2026	\$ -	\$ 12,700,000	\$ -
FY 2027	\$ -	\$ 2,500,000	\$ -
Total	\$ 13,377,600	\$ 32,144,486	\$ -

31. North Main Street Smyrna - Shoulders (Duck Creek Parkway to Glenwood Avenue)

Funding is requested to add shoulders to North Main Street in Smyrna from W. Glenwood Avenue to Duck Creek Parkway, in the vicinity of Smyrna High School.

Funding Schedule

	State	Federal	Other
FY 2026	\$ 500,000	\$ -	\$ -
Total	\$ 500,000	\$ -	\$ -

32. West Street, New Burton Road to North Street

Funding is requested to widen West Street to urban collector standards. The project includes bike lanes and sidewalks to connect to the Dover Transit Hub.

Funding Schedule

	State	Federal	Other
FY 2027	\$ 400,000	\$ -	\$ -
Total	\$ 400,000	\$ -	\$ -

Transportation



33. Banning Street and Clarence Street between Forrest Street and West North St. Improvements

Funding is requested to design and construct a new two-lane street connection with sidewalks between Slaughter Street and Forest Street and upgrade existing segment between West North Street and Slaughter Street.

Funding Schedule

	State	Federal	Other
FY 2027	\$ 500,000	\$ -	\$ -
Total	\$ 500,000	\$ -	\$ -


34. US 13 at White Oak Road Intersection Improvements

Funding is requested to add a two-stage pedestrian crossing system.

Funding Schedule

	State	Federal	Other
FY 2027	\$ 250,000	\$ -	\$ -
Total	\$ 250,000	\$ -	\$ -

Transportation



35. North Millsboro Bypass, US 113 to SR 24

Funding is requested to construct a two lane connector road between US 113 and SR 24 northeast of Millsboro. The project was identified in the US 113 North/South Study. Project will consist of a grade separated intersection at the US 113/SR 20 intersection. The new alignment connector road will extend eastward, bridging over Fox Run Road, the railroad, Millsboro Pond and Gravel Hill Road. The new road will connect to SR 24 west of Mountaire Farms.

Funding Schedule

	State	Federal	Other
FY 2018	\$ -	\$ 3,200,000	\$ -
FY 2020	\$ -	\$ 4,784,227	\$ -
FY 2021	\$ -	\$ 1,900,000	\$ -
FY 2022	\$ 953,167	\$ 14,961,754	\$ -
FY 2023	\$ -	\$ 36,182,173	\$ -
FY 2024	\$ -	\$ 45,208,917	\$ -
FY 2025	\$ -	\$ 34,516,216	\$ -
FY 2026	\$ -	\$ 22,003,967	\$ -
Total	\$ 953,167	\$ 162,757,254	\$ -


36. SR 1 and Cave Neck Road Grade Separated Intersection

Funding requested to construct a grade separated intersection at SR 1 and Cave Neck Road. The improvements will enhance the capacity and safety of the SR 1 corridor.

Funding Schedule

	State	Federal	Other
FY 2019	\$ 2,000,000	\$ -	\$ -
FY 2021	\$ 1,784,261	\$ -	\$ -
FY 2022	\$ 3,000,000	\$ -	\$ -
FY 2023	\$ -	\$ 9,846,590	\$ -
FY 2026	\$ 8,000,000	\$ 744,000	\$ -
FY 2027	\$ -	\$ 4,000,000	\$ -
FY 2028	\$ -	\$ 4,000,000	\$ -
FY 2029	\$ -	\$ 3,656,000	\$ -
Total	\$ 14,784,261	\$ 22,246,590	\$ -

Transportation



37. SR 1 Fenwick Island Sidewalk (Lighthouse Road to Lewes Street)

Funding is requested to design a sidewalk and ADA improvements to the pedestrian facilities within the Town of Fenwick Island.

Funding Schedule

	State	Federal	Other
FY 2024	\$ 1,400,000	\$ -	\$ -
FY 2026	\$ 1,000,000	\$ -	\$ -
FY 2029	\$ -	\$ 3,000,000	\$ -
FY 2030	\$ -	\$ 6,800,000	\$ -
Total	\$ 2,400,000	\$ 9,800,000	\$ -

38. SR 1, Minos Conaway Road Grade Separated Intersection


Funding is requested to construct two-way service roads on both sides of SR 1 and utilize the existing SR 1 bridge over the Delaware Coast Line Railroad to provide access across SR 1 for the service roads. This is made possible by the decommissioning of the railroad. Local access will be provided via the service roads with connections to SR 1 via ramps at both the north and south ends.

Funding Schedule

	State	Federal	Other*
FY 2020	\$ 12,000,000	\$ 62,492	\$ -
FY 2021	\$ -	\$ 1,500,000	\$ -
FY 2022	\$ -	\$ 4,924,943	\$ -
FY 2024	\$ -	\$ 13,518,400	\$ -
FY 2025	\$ -	\$ 10,000,000	\$ -
FY 2026	\$ -	\$ 10,000,000	\$ 400,000
FY 2027	\$ -	\$ 8,000,000	\$ 524,032
FY 2028	\$ -	\$ 7,295,291	\$ -
Total	\$ 12,000,000	\$ 55,301,126	\$ 924,032

*The Source of Other funds is private developer.

Transportation



39. US 9 Widening (Old Vine Road to SR 1)

Funding is requested to widen US 9, from SR 1 to Old Vine Road, to provide two travel lanes in each direction and complete associated intersection improvements.

Funding Schedule

	State	Federal	Other
FY 2022	\$ 1,500,000	\$ -	\$ -
FY 2025	\$ -	\$ 4,000,000	\$ -
FY 2027	\$ 3,600,000	\$ 500,000	\$ -
FY 2028	\$ -	\$ 1,860,000	\$ -
FY 2029	\$ -	\$ 3,220,000	\$ -
Total	\$ 5,100,000	\$ 9,580,000	\$ -

40. US 113 and Avenue of Honor/E. Piney Grove Road Grade Separated Intersection

Funding is requested for a new grade separated intersection at Avenue of Honor crossing US 113 to E. Piney Grove Road south of Georgetown, DE. Project will accommodate current and projected traffic and improve safety through long-term corridor access programs.


Funding Schedule

	State	Federal	Other
FY 2027	\$ -	\$ 500,000	\$ -
FY 2028	\$ -	\$ 3,500,000	\$ -
Total	\$ -	\$ 4,000,000	\$ -

41. US 113 and Shortly Road/Bedford Road Grade Separated Intersection

Funding is requested for a new grade separated intersection crossing over US 113 at Shortly Road and Bedford Road in the southern part of Georgetown. This project will accommodate current as well as projected traffic and improve safety long-term by limiting corridor access.

Transportation



Funding Schedule

	State	Federal	Other
FY 2027	\$ -	\$ 1,000,000	\$ -
FY 2028	\$ -	\$ 4,000,000	\$ -
FY 2029	\$ -	\$ 4,000,000	\$ -
Total	\$ -	\$ 9,000,000	\$ -

42. US 113 at US 9 Grade Separated Intersection

Funding is requested to construct a grade separated intersection at US 113 and US 9 in Georgetown. The proposed improvements will enhance the capacity and safety of the US 113 corridor.

Funding Schedule

	State	Federal	Other
FY 2022	\$ -	\$ 1,500,000	\$ -
FY 2023	\$ -	\$ 2,500,000	\$ -
FY 2026	\$ -	\$ 1,500,000	\$ -
FY 2027	\$ -	\$ 1,500,000	\$ -
FY 2028	\$ 8,720,000	\$ 1,500,000	\$ -
FY 2029	\$ -	\$ 1,500,000	\$ -
FY 2030	\$ -	\$ 6,820,000	\$ -
Total	\$ 8,720,000	\$ 16,820,000	\$ -

43. US 113 at SR 18/SR 404 (Georgetown) Grade Separated Intersection

Funding is requested to construct a grade separated interchange at US 113 and SR 18/SR 404 in Georgetown. This grade separation will include SR 18/SR 404 bridging over US 113 with loop ramps in the northeast and southwest quadrants. The project's improvements will also include widening US 113 to provide three lanes in each direction from Bedford Street to Ennis Street.

Transportation



Funding Schedule

	State	Federal	Other
FY 2019	\$ 266,000	\$ -	\$ -
FY 2020	\$ -	\$ 6,497,926	\$ -
FY 2021	\$ 3,760,000	\$ 8,600,000	\$ -
FY 2022	\$ -	\$ 23,991,382	\$ -
FY 2023	\$ -	\$ 2,844,382	\$ -
FY 2024	\$ -	\$ 500,000	\$ -
FY 2025	\$ -	\$ 7,000,000	\$ -
FY 2026	\$ -	\$ 14,000,000	\$ -
FY 2027	\$ -	\$ 10,000,000	\$ -
FY 2028	\$ -	\$ 10,000,000	\$ -
FY 2029	\$ -	\$ 10,197,823	\$ -
Total	\$ 4,026,000	\$ 93,631,513	\$ -

44. US 113 at SR 16 (Ellendale) Grade Separated Intersection

Funding is requested to construct a grade separated intersection at US 113 and SR 16 in Ellendale. The proposed improvements will enhance the capacity and safety of the US 113 corridor.


Funding Schedule

	State	Federal	Other
FY 2023	\$ 500,000	\$ -	\$ -
FY 2027	\$ 574,111	\$ 2,296,442	\$ -
Total	\$ 1,074,111	\$ 2,296,442	\$ -

45. US 113 Widening, Dagsboro Road to Hardscrabble Road

Funding is requested to add an additional through lane both northbound and southbound through the Town of Millsboro from Hardscrabble Road to Dagsboro Road. Crossover modifications along US 113 will be made throughout the project limits. Multimodal facilities will also be incorporated.

Transportation



Funding Schedule

	State	Federal	Other
FY 2022	\$ -	\$ 1,250,000	\$ -
FY 2023	\$ -	\$ 3,550,000	\$ -
FY 2026	\$ -	\$ 2,500,000	\$ -
FY 2027	\$ -	\$ 2,500,000	\$ -
FY 2029	\$ 7,000,000	\$ 4,650,000	\$ -
FY 2030	\$ -	\$ 4,650,000	\$ -
Total	\$ 7,000,000	\$ 19,100,000	\$ -

46. Beaver Dam Road Widening (SR 1 to Dairy Farm Road)

Funding is requested to widen the roadway to provide two travel lanes in each direction and complete associated intersection improvements.


Funding Schedule

	State	Federal	Other
FY 2026	\$ -	\$ 2,200,000	\$ -
Total	\$ -	\$ 2,200,000	\$ -

47. Cave Neck Road, Hudson and Sweetbriar Roads Intersection Improvements

Funding requested to incorporate geometric changes to the Cave Neck Road intersections at Sweetbriar Road and Hudson Road to help alleviate safety concerns. The modified 5-legged roundabout alternative has been selected to move forward in design.

Transportation



Funding Schedule

	State	Federal	Other*
FY 2021	\$ -	\$ -	\$ 66,900
FY 2022	\$ -	\$ -	\$ 190,600
FY 2023	\$ -	\$ -	\$ 509,600
FY 2024	\$ -	\$ -	\$ 4,445,400
FY 2025	\$ 1,627,500	\$ -	\$ 694,400
FY 2027	\$ 3,800,000	\$ -	\$ 6,220,600
FY 2029	\$ 6,700,000	\$ -	\$ -
Total	\$ 12,127,500	\$ -	\$ 12,127,500

*The Source of Other funds is Sussex County.

48. Mulberry Knoll Road Extension from Cedar Grove Road to US 9 at Old Vine Road

Funding is requested for a new two lane roadway to connect communities and alleviate congestion on parallel routes. Provides improved mobility for local traffic.

Funding Schedule

	State	Federal	Other
FY 2028	\$ 1,100,000	\$ -	\$ -
Total	\$ 1,100,000	\$ -	\$ -

49. Park Avenue Relocation Phase 2

Funding is requested to make improvements to existing Park Avenue from Park Avenue Relocation - Phase 1 to the intersection with SR 9. Project includes the reconstruction of Park Avenue and SR 9 to provide appropriate turn lanes and signals, and railroad crossing improvements.

Transportation



Funding Schedule

	State	Federal	Other
FY 2023	\$ -	\$ 3,599,440	\$ -
FY 2024	\$ -	\$ 3,500,000	\$ -
FY 2025	\$ -	\$ 4,933,300	\$ -
FY 2026	\$ -	\$ 5,810,000	\$ -
FY 2027	\$ -	\$ 6,690,000	\$ -
FY 2028	\$ -	\$ 5,325,126	\$ -
FY 2029	\$ -	\$ 4,000,000	\$ -
Total	\$ -	\$ 33,857,866	\$ -

50. US 9, Kings Highway, Dartmouth Drive to Freeman Highway

Funding is requested for widening Kings Highway from Dartmouth Drive to the split with Freeman Highway. The project includes intersection reconstruction, multimodal upgrades (shared use path and sidewalks) throughout the project limits, and integration of the Kings Highway and Gills Neck Road Master Plan.

Funding Schedule

	State	Federal	Other
FY 2022	\$ 2,700,000	\$ -	\$ -
FY 2025	\$ -	\$ 2,000,000	\$ -
FY 2026	\$ -	\$ 3,500,000	\$ -
FY 2027	\$ -	\$ 2,000,000	\$ -
Total	\$ 2,700,000	\$ 7,500,000	\$ -


51. W. Line Road and SR 54, Lighthouse Road, Intersection Improvements

Funding is requested for intersection improvements to better align three intersecting roads and entrance of the shopping area at this location. Project is an ideal candidate for a roundabout.

Funding Schedule

	State	Federal	Other
FY 2028	\$ 500,000	\$ -	\$ -
Total	\$ 500,000	\$ -	\$ -

Transportation



52. Falling Point Road and Vines Creek Road, SR 26 Intersection Improvements

Funding is requested for intersection improvement to be designed to realign sharp turning movements and eliminate unnamed connecting road in order to improve safety and movements through the intersection.

Funding Schedule

	State	Federal	Other
FY 2028	\$ 500,000	\$ -	\$ -
Total	\$ 500,000	\$ -	\$ -

53. Postal Lane from Linden Lane to SR 1 Improvements

Funding is requested for roadway improvements to include shoulders, sidewalk, and a bicycle lane.


Funding Schedule

	State	Federal	Other
FY 2028	\$ 500,000	\$ -	\$ -
Total	\$ 500,000	\$ -	\$ -

54. Realignment of Old Orchard Road at Wescoats Corner

Funding is requested to realign Old Orchard Road to intersect Savannah Road opposite Wescoats Road. Pedestrian and bicycle facilities will also be incorporated in the project.

Transportation



Funding Schedule

	State	Federal	Other*
FY 2018	\$ 1,300,000	\$ -	\$ -
FY 2019	\$ 1,033,449	\$ -	\$ -
FY 2020	\$ -	\$ -	\$ 20,000
FY 2021	\$ 236,100	\$ -	\$ -
FY 2022	\$ 2,551,595	\$ -	\$ -
FY 2024	\$ -	\$ 3,631,000	\$ -
FY 2025	\$ -	\$ 4,805,000	\$ -
FY 2026	\$ -	\$ 5,000,000	\$ -
FY 2027	\$ -	\$ 3,000,000	\$ -
FY 2028	\$ -	\$ 2,695,000	\$ -
Total	\$ 5,121,144	\$ 19,131,000	\$ 20,000

*The source of Other funds is a private developer.

55. Shady Road from Plantation Road to SR 1 Improvements

Funding is requested for roadway improvements to include turn lanes, sidewalk, and shoulders to provide for safe movement of all types of travel.

Funding Schedule

	State	Federal	Other
FY 2028	\$ 300,000	\$ -	\$ -
Total	\$ 300,000	\$ -	\$ -


56. Hudson Road between Route 9 and Route 1 Improvements

Funding requested to upgrade the pavement section to two 11' lanes, shoulders and turn lanes, as well as implement Complete Streets Policy.

Funding Schedule

	State	Federal	Other
FY 2027	\$ 1,000,000	\$ -	\$ -
Total	\$ 1,000,000	\$ -	\$ -

Transportation



57. Redden Road Corridor Improvement

Funding is requested to upgrade the pavement section to two 11' lanes, shoulders and turn lanes.

Funding Schedule

	State	Federal	Other
FY 2028	\$ -	\$ 1,000,000	\$ -
Total	\$ -	\$ 1,000,000	\$ -

58. Route 24 between Love Creek Bridge and Indian Mission Road Improvements

Funding is requested to upgrade the pavement section to two 11' lanes, shoulders and turn lanes, as well as implement Complete Streets Policy.

Funding Schedule

	State	Federal	Other
FY 2028	\$ -	\$ 1,500,000	\$ -
Total	\$ -	\$ 1,500,000	\$ -

59. US 9 between Old Vine Boulevard and Dairy Farm Road Improvements


Funding is requested to upgrade the pavement section to two 11' lanes, shoulders and turn lanes, as well as implement Complete Streets Policy.

Funding Schedule

	State	Federal	Other*
FY 2027	\$ 900,000	\$ -	\$ 50,000
FY 2028	\$ -	\$ -	\$ 50,000
Total	\$ 900,000	\$ -	\$ 100,000

*The source of Other funds is TID funding.

Transportation



60. Bridge Program

Funding is requested for the Bridge Program, which includes the inspection, evaluation, analysis, maintenance, repair, rehabilitation, and replacement of bridges in the State of Delaware.

Funding Schedule

	State	Federal	Other*
FY 2025	\$ 9,458,885	\$ 71,713,560	\$ 4,000
FY 2026	\$ 10,092,985	\$ 71,710,492	\$ 200,000
FY 2027	\$ 13,988,484	\$ 65,090,586	\$ 600,000
FY 2028	\$ 10,278,443	\$ 51,100,960	\$ -
FY 2029	\$ 4,778,443	\$ 80,118,573	\$ -
FY 2030	\$ 17,675,000	\$ 10,700,000	\$ -
Total	ONGOING	ONGOING	ONGOING

*The source of Other funds is City of Milford.

61. Non-Bridge Structures Program

Funding is requested for the Non-Bridge Structures Program, which includes the inspection, evaluation, analysis, maintenance, repair, rehabilitation, and replacement of structures other than bridges in the State of Delaware. These structures include state regulated dams, overhead and cantilever sign structures, retaining walls, tide gates and other miscellaneous structures.

Funding Schedule

	State	Federal	Other
FY 2025	\$ 720,000	\$ 2,880,000	\$ -
FY 2026	\$ 3,220,000	\$ 2,880,000	\$ -
FY 2027	\$ 760,000	\$ 5,760,000	\$ -
FY 2028	\$ 760,000	\$ 3,040,000	\$ -
FY 2029	\$ 1,480,460	\$ 3,120,000	\$ -
FY 2030	\$ 6,862,000	\$ 1,864,000	\$ -
Total	ONGOING	ONGOING	\$ -

Transportation



62. Transportation Alternatives

Funding is requested for the Transportation Alternatives program that provides funding for non-motorized projects, including, but not limited to, on-road and off-road pedestrian and bicycle facilities, infrastructure projects for improving non-driver access to public transportation and enhanced mobility, community improvement activities, and environmental mitigation.

Funding Schedule

	State	Federal	Other*
FY 2025	\$ 965,000	\$ 5,660,000	\$ 1,050,000
FY 2026	\$ 965,000	\$ 5,860,000	\$ 1,075,000
FY 2027	\$ 965,000	\$ 3,060,000	\$ 550,000
FY 2028	\$ 965,000	\$ 3,060,000	\$ 550,000
FY 2029	\$ 965,000	\$ 3,060,000	\$ 550,000
FY 2030	\$ 965,000	\$ 3,060,000	\$ 550,000
Total	ONGOING	ONGOING	ONGOING

*The source of Other funds is sponsor match.

63. Pavement and Rehabilitation

Funding is requested for the Paving and Rehabilitation program. This program consists of major pavement rehabilitation and pavement resurfacing of state maintained roadway projects. Specific locations are identified annually after the spring inspection.

- Other Paving and Patching: This ongoing annual program rehabilitates road surfaces to maintain structural integrity.
- Surface Treatment: On less traveled roadways, mostly in Kent and Sussex Counties, the road structure is preserved by a coating of tar and then overlaid with stone. This treatment, in general, lasts seven years.
- Surface Treatment Conversion: As areas are developed, surface treated roads become more heavily traveled. They are converted to a two-inch hot-mix overlay surface.

Transportation



Funding Schedule

	State	Federal	Other
FY 2025	\$ 77,000,000	\$ 15,000,000	\$ -
FY 2026	\$ 36,000,000	\$ 40,500,000	\$ -
FY 2027	\$ 36,000,000	\$ 31,000,000	\$ -
FY 2028	\$ 19,000,000	\$ 20,000,000	\$ -
FY 2029	\$ 13,000,000	\$ 31,000,000	\$ -
FY 2030	\$ 13,000,000	\$ 31,000,000	\$ -
Total	ONGOING	ONGOING	\$ -

64. Recreational Trails

Funding is requested for the Recreational Trails Program (RTP) which provides Federal Highway Administration funds to states for the development and maintenance of recreational trails and trail-related facilities. This is a statewide program administered by the Department of Natural Resources and Environmental Control. An annual work plan is developed that includes a listing of RTP-funded activities and programs.

Funding Schedule


	State	Federal	Other*
FY 2025	\$ -	\$ 905,680	\$ 226,420
FY 2026	\$ -	\$ 905,680	\$ 226,420
FY 2027	\$ -	\$ 905,680	\$ 226,420
FY 2028	\$ -	\$ 905,680	\$ 226,420
FY 2029	\$ -	\$ 905,680	\$ 226,420
FY 2030	\$ -	\$ 905,680	\$ 226,420
Total	\$ -	ONGOING	ONGOING

*The source of Other funds is DNREC.

65. Bicycle, Pedestrian and Other Improvements

Funding is requested for the design and construction of pedestrian and bicycle facilities, transit access, park and ride facilities, traffic calming, and other non-motorized transportation projects.

Transportation



Funding Schedule

	State	Federal	Other
FY 2025	\$ 2,000,000	\$ 6,000,000	\$ -
FY 2026	\$ 500,000	\$ 4,700,000	\$ -
FY 2027	\$ 500,000	\$ 7,500,000	\$ -
FY 2028	\$ -	\$ 7,500,000	\$ -
FY 2029	\$ -	\$ 7,500,000	\$ -
FY 2030	\$ -	\$ 7,500,000	\$ -
Total	ONGOING	ONGOING	\$ -

66. Carbon Reduction Program

Funding is requested for this program; which is focused on the reduction of transportation emissions through the development of state carbon reduction strategies and by funding projects designed to reduce transportation emissions.

Funding Schedule

	State	Federal	Other
FY 2023	\$ -	\$ 1,251,000	\$ -
FY 2024	\$ -	\$ 5,505,611	\$ -
FY 2025	\$ -	\$ 5,400,000	\$ -
FY 2026	\$ -	\$ 5,400,000	\$ -
FY 2027	\$ -	\$ 5,400,000	\$ -
Total	\$ -	\$ 22,956,611	\$ -

Transportation



67. Signage and Pavement Markings

Funding is requested for projects that involve the need for statewide improvements of signage. The goal is to provide visitors and residents with a clear path using appropriate directional signs to eliminate confusion. Additionally, funds will be used to determine improvements including, but not limited to, reflective epoxy striping.

Funding Schedule

	State	Federal	Other
FY 2025	\$ 6,820,628	\$ 2,350,000	\$ -
FY 2026	\$ 6,820,628	\$ 2,350,000	\$ -
FY 2027	\$ 3,733,128	\$ 2,937,500	\$ -
FY 2028	\$ 3,733,128	\$ 2,937,500	\$ -
FY 2029	\$ 3,733,128	\$ 2,937,500	\$ -
FY 2030	\$ 3,733,128	\$ 2,937,500	\$ -
Total	ONGOING	ONGOING	\$ -


68. Materials and Minor Contracts

Funding requested to expand the capability of the operating districts to maintain the State's roadways through the development of unit price contracts for small to medium-sized projects. Examples of capital repairs and minor improvements that would be funded by this program include:

- contracts for adding minor turn lanes at intersections;
- concrete pavement repairs;
- repair/replacement of curbs, gutters and sidewalks;
- traffic control devices (including those necessary for pedestrian, transit and bicycle access);
- roto milling;
- crossover modifications;
- guardrail installations;
- drainage improvements; and
- Woodland Ferry.

Annual unit price contracts are issued for various types of work to quickly address specific needs as they are identified. These are projects and programs requiring no acquisition of right-of-way, minimal design, no location and/or environmental studies or permits and are administered by the maintenance districts. As stand-alone projects are identified, they will be listed as separate projects in the CTP. In addition, necessary replacements of sign structures, high mast lighting and traffic signal replacements as identified by the Sign Structure Inspection Program are funded through these contracts.

Transportation



Funding Schedule

	State	Federal	Other
FY 2025	\$ 10,900,000	\$ 100,000	\$ -
FY 2026	\$ 16,900,000	\$ 100,000	\$ -
FY 2027	\$ 14,725,000	\$ 2,800,000	\$ -
FY 2028	\$ 14,425,000	\$ 100,000	\$ -
FY 2029	\$ 12,025,000	\$ 100,000	\$ -
FY 2030	\$ 12,325,000	\$ 2,800,000	\$ -
Total	ONGOING	ONGOING	\$ -

69. Rail Crossing Safety Program

Funding is requested for the Highway-Rail Grade Crossing Safety Program involving the selection of safety improvements at the highway-rail crossings throughout the state. These improvements include installation of signage, pavement markings, and/or gates at deficient crossings.


Funding Schedule

	State	Federal	Other
FY 2025	\$ 5,250,000	\$ 2,825,000	\$ -
FY 2026	\$ 5,050,000	\$ 2,981,000	\$ -
FY 2027	\$ 5,050,000	\$ 2,025,000	\$ -
FY 2028	\$ 5,050,000	\$ 2,025,000	\$ -
FY 2029	\$ 5,050,000	\$ 2,025,000	\$ -
FY 2030	\$ 5,050,000	\$ 2,025,000	\$ -
Total	ONGOING	ONGOING	\$ -

70. Safety Improvement Program

Funding is requested for the Safety Improvement Program, a federally-funded program to identify high crash locations and reduce the severity and frequency of crashes. This is done through identifying locations of crash patterns, conducting field studies, and developing potential solutions. After the HEP committee reviews this information, improvement alternatives are developed that include low-cost safety improvements such as signage, pavement marking and/or traffic signal upgrades, guardrail upgrades, maintenance activities, and other low-cost type improvements that typically do not require full design or right-of-way acquisition. Other improvements beyond the low-cost safety improvements are also recommended for those locations that require more substantial improvements. Those improvements are moved through the project development process and require full design and sometimes right-of-way acquisition.

Transportation



Funding Schedule

	State	Federal	Other
FY 2025	\$ 1,032,445	\$ 9,344,112	\$ -
FY 2026	\$ 1,032,445	\$ 6,405,654	\$ -
FY 2027	\$ 1,032,445	\$ 5,675,937	\$ -
FY 2028	\$ 1,032,445	\$ 5,675,937	\$ -
FY 2029	\$ 1,032,445	\$ 5,675,937	\$ -
FY 2030	\$ 1,032,445	\$ 5,675,937	\$ -
Total	ONGOING	ONGOING	\$ -

71. Traffic Calming Program

Funding is requested for the Traffic Calming Program. Initiated in Fiscal Year 2000, this program involves the design and construction of traffic calming facilities. The Traffic Calming Manual was updated in 2012 to reflect lessons learned and current practices. The program in general involves a community-based approach to study, design, and construct traffic calming projects that reduce traffic volumes, travel speeds and provide for increased safety within communities. Traffic calming projects include, but are not limited to, roundabout intersection designs, pedestrian and bicycle facilities, transit access, park and ride facilities, and other solutions to slow traffic. The Department of Transportation (DOT) is working with numerous residential communities to plan, develop, and construct traffic calming projects. Study, design, and public outreach elements of the residential and development traffic calming projects are funded through this program. Construction for small projects, such as speed humps and radar signs are funded through the sponsoring legislator's Community Transportation Fund (CTF) allocation. Larger projects can be funded with a combination of CTF and DOT capital construction funds.


Funding Schedule

	State	Federal	Other
FY 2025	\$ 500,000	\$ -	\$ -
FY 2026	\$ 500,000	\$ -	\$ -
FY 2027	\$ 500,000	\$ -	\$ -
FY 2028	\$ 500,000	\$ -	\$ -
FY 2029	\$ 500,000	\$ -	\$ -
FY 2030	\$ 500,000	\$ -	\$ -
Total	ONGOING	\$ -	\$ -

72. Engineering and Contingency – Road System

Funding is requested for engineering services and contingencies not covered under other capital program categories.

Transportation



Funding Schedule

	State	Federal	Other
FY 2025	\$ 52,863,720	\$ 100,000	\$ -
FY 2026	\$ 42,384,778	\$ 100,000	\$ -
FY 2027	\$ 42,439,278	\$ 118,000	\$ -
FY 2028	\$ 45,079,278	\$ 118,000	\$ -
FY 2029	\$ 41,139,278	\$ 118,000	\$ -
FY 2030	\$ 36,988,943	\$ 118,000	\$ -
Total	ONGOING	ONGOING	\$ -

73. Intersection Improvements


Funding is requested for the identification, design, review, and construction of operational and safety initiatives and improvements accomplished through strategic planning, design, and/or the installation or modification of traffic control (signal) systems and other related devices. The type of work includes, but is not limited to, design support, construction, construction inspection, right-of-way acquisition, and asset management efforts for: roadway lighting, new and upgraded traffic signals, new and upgraded pedestrian signals and associated curb ramps, signal indication re-lamping, maintenance of traffic support for signal work, Manual on Uniform Traffic Control Device revisions, and signal and other traffic related manual updates.

Funding Schedule

	State	Federal	Other*
FY 2025	\$ 10,125,000	\$ 1,367,000	\$ 600,000
FY 2026	\$ 10,125,000	\$ 3,500,000	\$ 600,000
FY 2027	\$ 9,875,000	\$ 3,500,000	\$ 600,000
FY 2028	\$ 9,875,000	\$ 3,500,000	\$ 600,000
FY 2029	\$ 9,875,000	\$ 3,500,000	\$ 600,000
FY 2030	\$ 9,875,000	\$ 3,500,000	\$ 600,000
Total	ONGOING	ONGOING	ONGOING

*The sources of Other funds are private developers and utility companies.

Transportation



74. Corridor Capacity Preservation

Funding requested for capacity preservation, to include efficient and safe traffic management, minimize the transportation impacts of increased economic growth, preserve the ability to make future transportation-related improvements, and prevent the need to build an entirely new road.

Funding Schedule

	State	Federal	Other
FY 2025	\$ 1,000,000	\$ -	\$ -
FY 2026	\$ 1,000,000	\$ -	\$ -
FY 2027	\$ 1,000,000	\$ -	\$ -
FY 2028	\$ 1,000,000	\$ -	\$ -
FY 2029	\$ 1,000,000	\$ -	\$ -
FY 2030	\$ 1,000,000	\$ -	\$ -
Total	ONGOING	\$ -	\$ -

75. Pedestrian ADA Improvements

Funding is requested for improvements to the Pedestrian System (sidewalks, trails, etc.) for compliance with the ADA Title II Transition Plan.

Funding Schedule

	State	Federal	Other
FY 2025	\$ 4,500,000	\$ -	\$ -
FY 2026	\$ 4,500,000	\$ -	\$ -
FY 2027	\$ 3,000,000	\$ -	\$ -
FY 2028	\$ 3,000,000	\$ -	\$ -
FY 2029	\$ 3,000,000	\$ -	\$ -
FY 2030	\$ 3,000,000	\$ -	\$ -
Total	ONGOING	\$ -	\$ -

Transportation



76. Highway Safety Improvement Program

Funding is requested to identify locations and reduce the severity and frequency of accidents. This is done through identifying locations and accident patterns, conducting field studies, and developing potential solutions. The program utilizes a technical committee to review identified locations with a focus towards implementation of low-cost high-benefit solutions (signing, striping, signals). However, the program does identify several locations each year that involve large scale design and capital construction projects.

Funding Schedule

	State	Federal	Other*
FY 2025	\$ 15,097,816	\$ 13,535,384	\$ 99,094
FY 2026	\$ 9,000,000	\$ 11,200,000	\$ -
FY 2027	\$ 18,160,000	\$ 15,800,000	\$ -
FY 2028	\$ 15,600,000	\$ 28,650,000	\$ -
FY 2029	\$ 5,850,000	\$ 25,900,000	\$ -
FY 2030	\$ 12,150,000	\$ 7,750,000	\$ -
Total	ONGOING	ONGOING	ONGOING

*The sources of Other funds are private developer.

77. Slope Stabilization & Drainage Improvement Program

Funding is requested for improvements to roadway slopes and drainage systems that are in either current or potential failure.

Funding Schedule

	State	Federal	Other
FY 2025	\$ 3,000,000	\$ -	\$ -
FY 2026	\$ 3,000,000	\$ -	\$ -
Total	\$ 6,000,000	\$ -	\$ -

78. Resiliency and Sustainability Program

Funding is requested for this program; which is focused on a variety of resilience and climate-related programs to address vulnerabilities within and/or impacting the transportation network.

Transportation



Funding Schedule

	State	Federal	Other
FY 2023	\$ -	\$ 2,462,000	\$ -
FY 2024	\$ 6,000,000	\$ 5,795,587	\$ -
FY 2025	\$ 6,000,000	\$ 6,100,000	\$ -
FY 2026	\$ 6,000,000	\$ 6,100,000	\$ -
FY 2027	\$ -	\$ 6,100,000	\$ -
Total	\$ 18,000,000	\$ 26,557,587	\$ -

79. Electric Vehicle Program

Funding is requested for this program; which will include a planning study to develop a statewide electronic vehicle (EV) infrastructure strategic plan to include research, data collection, modeling, public outreach, and final report. This project may also include the design and construction of the EV sites as identified in the plan.


Funding Schedule

	State	Federal	Other
FY 2024	\$ -	\$ 9,650,125	\$ -
FY 2025	\$ 4,000,000	\$ 3,500,000	\$ -
FY 2026	\$ -	\$ 3,500,000	\$ -
FY 2027	\$ -	\$ 723,305	\$ -
Total	\$ 4,000,000	\$ 17,373,430	\$ -

80. Municipal Street Aid

Funding is requested for Municipal Street Aid which provides grants to municipalities to maintain municipal streets and assist in meeting other transportation-related needs. The amount of each grant is based on population and street mileage for the preceding fiscal year.

Transportation



Funding Schedule

	State	Federal	Other
FY 2025	\$ 6,000,000	\$ -	\$ -
FY 2026	\$ 6,000,000	\$ -	\$ -
FY 2027	\$ 6,000,000	\$ -	\$ -
FY 2028	\$ 6,000,000	\$ -	\$ -
FY 2029	\$ 6,000,000	\$ -	\$ -
FY 2030	\$ 6,000,000	\$ -	\$ -
Total	ONGOING	\$ -	\$ -

81. Community Transportation Fund

Funding is requested to provide members of the General Assembly with funding for community transportation projects.

Funding Schedule

	State	Federal	Other*
FY 2025	\$ 21,680,000	\$ -	\$ -
FY 2026	\$ 17,680,000	\$ -	\$ -
FY 2027	\$ 17,680,000	\$ -	\$ -
FY 2028	\$ 17,680,000	\$ -	\$ -
FY 2029	\$ 17,680,000	\$ -	\$ -
FY 2030	\$ 17,680,000	\$ -	\$ -
Total	ONGOING	\$ -	\$ -

82. Subdivision Street Pavement Management Fund

Funding is requested for this program to accelerate the improvement and quality of community streets using the existing road rating criteria as a basis to determine the priority of paving and rehabilitating community streets.

Transportation



Funding Schedule

	State	Federal	Other*
FY 2025	\$ 6,000,000	\$ -	\$ 24,000,000
FY 2026	\$ 10,000,000	\$ -	\$ 10,000,000
FY 2027	\$ 10,000,000	\$ -	\$ -
FY 2028	\$ 10,000,000	\$ -	\$ -
FY 2029	\$ 10,000,000	\$ -	\$ -
FY 2030	\$ 10,000,000	\$ -	\$ -
Total	ONGOING	\$ -	ONGOING

*The source of Other funds is Department of State.

83. Transportation Infrastructure Investment Fund

Funding is requested to provide economic assistance for renovation, construction or other improvements to the transportation network to attract new businesses or the expansion of existing Delaware businesses. This program would fund improvements occurring within the public right-of-way and would directly benefit the traveling public.

Funding Schedule

	State	Federal	Other*
FY 2025	\$ 5,000,000	\$ -	\$ 5,000,000
FY 2026	\$ 5,000,000	\$ -	\$ 5,000,000
FY 2027	\$ 5,000,000	\$ -	\$ 5,000,000
FY 2028	\$ 5,000,000	\$ -	\$ 5,000,000
FY 2029	\$ 5,000,000	\$ -	\$ 5,000,000
FY 2030	\$ 5,000,000	\$ -	\$ 5,000,000
Total	ONGOING	\$ -	ONGOING


*The source of Other funds is Department of State.

84. Transit Facilities – New Castle County

Funding is requested for the following:

- Beech Street Maintenance Building; and
- Wilmington DTC Maintenance Building.

Transportation



Funding Schedule

	State	Federal	Other
FY 2025	\$ -	\$ 6,000,000	\$ -
FY 2026	\$ -	\$ 6,652,734	\$ -
Total	\$ -	\$ 12,652,734	\$ -

85. Transit Vehicles – New Castle County

Funding is requested for the procurement of:

- expansion/replacement paratransit buses;
- fixed route buses;
- support vehicles; and
- preventive maintenance.

Funding Schedule

	State	Federal	Other*
FY 2025	\$ -	\$ 16,631,570	\$ 2,237,500
FY 2026	\$ -	\$ 16,506,760	\$ 2,237,500
FY 2027	\$ -	\$ 15,125,000	\$ 2,237,500
FY 2028	\$ -	\$ 22,591,930	\$ 2,237,500
FY 2029	\$ -	\$ 11,648,930	\$ 2,237,500
FY 2030	\$ -	\$ 13,950,000	\$ 2,237,500
Total	\$ -	\$ 96,454,190	\$ 13,425,000


*The source of Other funds is Delaware Transit Corporation (DTC).

86. Transit Vehicles – Kent County

Funding is requested for the procurement of:

- expansion/replacement of paratransit buses;
- support vehicles; and
- preventive maintenance.

Transportation



Funding Schedule

	State	Federal	Other*
FY 2025	\$ -	\$ 1,968,230	\$ 336,350
FY 2026	\$ -	\$ 4,848,174	\$ 336,350
FY 2027	\$ -	\$ 5,703,002	\$ 336,350
FY 2028	\$ -	\$ 4,110,640	\$ 336,350
FY 2029	\$ -	\$ 4,044,330	\$ 336,350
FY 2030	\$ -	\$ 2,345,400	\$ 336,350
Total	\$ -	\$ 23,019,776	\$ 2,018,100

*The source of Other funds is Delaware Transit Corporation (DTC).

87. Transit Facilities – Sussex County

Funding is requested for the following:

- Georgetown Bus Wash Replacement and NPDES Improvements; and
- Resorts Park & Ride Improvements

Funding Schedule


	State	Federal	Other
FY 2026	\$ -	\$ 3,350,000	\$ -
Total	\$ -	\$ 3,350,000	\$ -

88. Transit Vehicles – Sussex County

Funding is requested for intercity operations and the procurement of:

- expansion/replacement of paratransit buses;
- fixed route buses; and
- support vehicles.

Transportation



Funding Schedule

	State	Federal	Other*
FY 2025	\$ -	\$ 5,283,797	\$ 1,339,147
FY 2026	\$ -	\$ 3,458,913	\$ 1,339,147
FY 2027	\$ -	\$ 1,339,147	\$ 1,339,147
FY 2028	\$ -	\$ 7,307,017	\$ 1,339,147
FY 2029	\$ -	\$ 3,926,127	\$ 1,339,147
FY 2030	\$ -	\$ 3,939,147	\$ 1,339,147
Total	\$ -	\$ 25,254,148	\$ 8,034,882

*The source of Other funds is Delaware Transit Corporation (DTC).


89. Rail Preservation

Funding is requested for rail preservation projects, which will conduct preventative maintenance to sustain and upgrade the condition of the statewide rail system.

Funding Schedule

	State	Federal	Other
FY 2025	\$ 4,128,400	\$ -	\$ -
FY 2026	\$ 4,028,400	\$ -	\$ -
FY 2027	\$ 4,028,400	\$ -	\$ -
FY 2028	\$ 4,028,400	\$ -	\$ -
FY 2029	\$ 4,028,400	\$ -	\$ -
FY 2030	\$ 4,028,400	\$ -	\$ -
Total	ONGOING	\$ -	\$ -

Transportation



90. Transit Facilities - Statewide

Funding is requested to provide assistance in the preservation of statewide transit facilities. Projects include:

- transit facility minor capital projects; and
- transit system equipment.

Funding Schedule

	State	Federal	Other
FY 2025	\$ 2,050,000	\$ -	\$ -
FY 2026	\$ 2,050,000	\$ -	\$ -
FY 2027	\$ 1,050,000	\$ -	\$ -
FY 2028	\$ 1,050,000	\$ -	\$ -
FY 2029	\$ 1,050,000	\$ -	\$ -
FY 2030	\$ 1,050,000	\$ -	\$ -
Total	\$ 8,300,000	\$ -	\$ -

91. Transit Vehicles - Statewide

Funding is requested for:

- additional buses and support transit vehicles; and
- support and diagnostic equipment replacements for fixed route and paratransit bus maintenance.

Funding Schedule

	State	Federal	Other*
FY 2025	\$ 200,000	\$ 710,273	\$ 710,273
FY 2026	\$ 200,000	\$ 1,283,518	\$ 710,273
FY 2027	\$ 200,000	\$ 1,283,518	\$ 710,273
FY 2028	\$ 200,000	\$ 1,283,518	\$ 710,273
FY 2029	\$ 200,000	\$ 1,283,518	\$ 710,273
FY 2030	\$ 200,000	\$ 1,283,518	\$ 710,273
Total	\$ 1,200,000	\$ 7,127,863	\$ 4,261,638

*The source of Other funds is Delaware Transit Corporation (DTC).

Transportation



92. Aeronautics

Funding is requested to support the creation and implementation of the State’s planning efforts with regard to the aviation system in Delaware.

Funding Schedule

	State	Federal	Other
FY 2025	\$ 1,021,000	\$ 189,000	\$ -
FY 2026	\$ 1,021,000	\$ 189,000	\$ -
FY 2027	\$ 1,021,000	\$ 189,000	\$ -
FY 2028	\$ 1,021,000	\$ 189,000	\$ -
FY 2029	\$ 1,021,000	\$ 189,000	\$ -
FY 2030	\$ 1,021,000	\$ 189,000	\$ -
Total	ONGOING	ONGOING	\$ -

93. Planning

Funding requested to support the State’s comprehensive transportation planning activities, including the State Transportation Plan coordination with County Comprehensive Development plans and Preliminary Land Use Service activities. This funding will provide for the management of statewide programs, such as Scenic and Historic Byways, Metropolitan Planning Organizations, and education and training programs. The funding will allow the Department of Transportation to provide advice to local governments regarding re-zoning and subdivision review and the creation of local area plans. The funding also includes both Local Transportation Assistance and Rural Transportation Assistance programs.

Funding Schedule

	State	Federal	Other
FY 2025	\$ 8,991,725	\$ 7,844,554	\$ -
FY 2026	\$ 7,864,073	\$ 7,983,858	\$ -
FY 2027	\$ 6,748,473	\$ 7,403,485	\$ -
FY 2028	\$ 6,748,473	\$ 7,403,485	\$ -
FY 2029	\$ 6,748,473	\$ 7,403,485	\$ -
FY 2030	\$ 6,748,473	\$ 7,403,485	\$ -
Total	ONGOING	ONGOING	\$ -

Transportation



94. Information Technology

Funding is requested for the Technology unit to provide effective management tools for efficient computer operations throughout the Department of Transportation, including providing and maintaining internal network operations, telephone services, desktop workstations, and applications to support business functions. Typical expenditures add or enhance hardware and software to enable greater mobility and monitoring of roadways and bus and rail services, as well as ensuring functionality.

Funding Schedule

	State	Federal	Other
FY 2025	\$ 14,013,750	\$ 199,630	\$ -
FY 2026	\$ 12,013,750	\$ 199,630	\$ -
FY 2027	\$ 10,013,750	\$ 199,630	\$ -
FY 2028	\$ 10,013,750	\$ 199,630	\$ -
FY 2029	\$ 10,013,750	\$ 199,630	\$ -
FY 2030	\$ 10,013,750	\$ 199,630	\$ -
Total	ONGOING	ONGOING	\$ -

95. Heavy Equipment

Funding is requested for the equipment replacement program used by the Department of Transportation to carry out maintenance and construction operations. Graders, front-end loaders, rollers, dump trucks, street sweepers, four-wheel drive vehicles, pickup trucks, and sewer flushers are included.

Funding Schedule

	State	Federal	Other
FY 2025	\$ 16,900,000	\$ -	\$ -
FY 2026	\$ 7,000,000	\$ -	\$ -
FY 2027	\$ 7,000,000	\$ -	\$ -
FY 2028	\$ 7,000,000	\$ -	\$ -
FY 2029	\$ 7,000,000	\$ -	\$ -
FY 2030	\$ 7,000,000	\$ -	\$ -
Total	ONGOING	\$ -	\$ -

Transportation



96. Transportation Facilities

Funding is requested for the regular maintenance and inspection of existing transportation facilities and support of new facilities. Facilities include the Danner Campus, Division of Motor Vehicles and the Traffic Management Center facility. Life cycle improvements are required at all facilities. Additional efforts are underway to make buildings more energy efficient and to upgrade toll collection equipment.

Funding Schedule

	State	Federal	Other*
FY 2025	\$ 16,575,000	\$ -	\$ 5,000,000
FY 2026	\$ 12,975,000	\$ -	\$ -
FY 2027	\$ 11,075,000	\$ -	\$ -
FY 2028	\$ 3,000,000	\$ -	\$ -
FY 2029	\$ 3,000,000	\$ -	\$ -
FY 2030	\$ 2,800,000	\$ -	\$ -
Total	ONGOING	\$ -	\$ 5,000,000

*The sources of Other funds are Department of Insurance.

97. Transportation Management


Funding is requested for the Integrated Transportation Management System - a multi-modal approach to improving the movement of people and goods. Through technology and a centralized Transportation Management Center, the Department of Transportation is able to monitor travel conditions, provide real-time travel information, respond to incidents, and adjust signals, signage, transit, etc. to reduce congestion and improve transportation system reliability and safety.

Funding Schedule

	State	Federal	Other*
FY 2025	\$ 2,678,700	\$ 7,104,000	\$ 96,000
FY 2026	\$ 1,498,700	\$ 8,284,000	\$ 96,000
FY 2027	\$ 1,498,700	\$ 8,284,000	\$ 96,000
FY 2028	\$ 1,498,700	\$ 8,284,000	\$ 96,000
FY 2029	\$ 1,898,700	\$ 7,884,000	\$ 96,000
FY 2030	\$ 1,898,700	\$ 7,884,000	\$ 96,000
Total	ONGOING	ONGOING	ONGOING

*The source of Other funds is Delaware Transit Corporation (DTC).

Transportation



98. Engineering and Contingency - Support System

Funding is requested for engineering services and contingencies not covered under other capital program categories.

Funding Schedule

	State	Federal	Other
FY 2025	\$ -	\$ 300,000	\$ -
FY 2026	\$ -	\$ 300,000	\$ -
FY 2027	\$ -	\$ 300,000	\$ -
FY 2028	\$ -	\$ 300,000	\$ -
FY 2029	\$ -	\$ 300,000	\$ -
FY 2030	\$ -	\$ 300,000	\$ -
Total	\$ -	ONGOING	\$ -