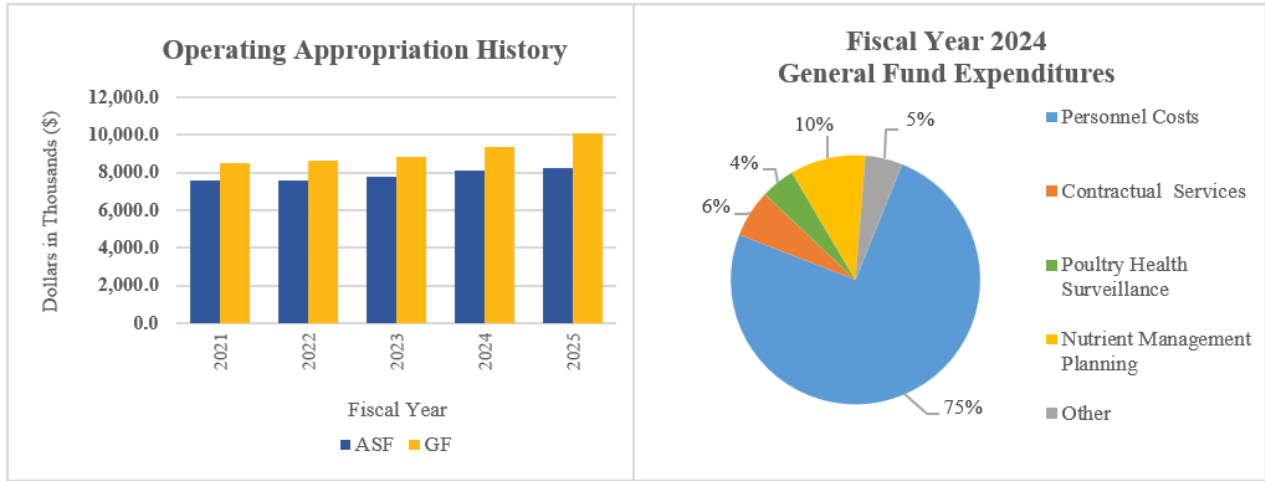



## At a Glance

- Maintain and increase agricultural profitability by identifying and supporting opportunities to expand the sale of Delaware's agricultural products, preserving the agricultural land base through the purchase of development rights and facilitating agricultural research;
- Maintain same-day response to all human, animal and plant health emergencies;
- Reduce residues, pathogens and contaminants in the food supply, and the risk of food-borne illness through education and inspection;
- Develop and implement nutrient management practices to protect ground and surface waters, while maintaining a viable agricultural industry; and
- Support fair commerce for Delaware's consumers by ensuring the integrity of weighing and measuring devices.

# Agriculture



## Overview

The mission of the Delaware Department of Agriculture (DDA) is to sustain and promote the viability of food, fiber and agricultural industries in Delaware through quality services that protect and enhance the environment, health and welfare of the public.

## On the Web

For more information, visit <https://agriculture.delaware.gov/>.

## Performance Measures


IPU	Performance Measure Name	Fiscal Year 2024 Actual	Fiscal Year 2025 Budget	Fiscal Year 2026 Governor's Recommended
<b>65-01-01</b>	<b>Administration</b>			
	\$ of specialty crop grant funding	\$341,566.84	\$340,787.19	\$340,787.19
	\$ of gross receipts for Delaware farmers markets (millions)	\$4,144,951.00	\$4,000,000.00	\$4,000,000.00
	\$ of Senior Farmers Market Nutrition Program Funding:			
	State	\$20,000.00	\$20,000.00	\$20,000.00
Federal	\$57,000.00*	\$65,000.00	\$65,000.00	
* Includes funding allocated through American Rescue Plan Act				

# Agriculture



IPU	Performance Measure Name	Fiscal Year 2024 Actual	Fiscal Year 2025 Budget	Fiscal Year 2026 Governor's Recommended
65-01-02	<b>Agriculture Compliance</b>			
	# of samples tested for pet food/animal/livestock feed:			
	official	252	250	250
	submitted*	27	15	15
	# of samples tested for fertilizer and liming materials:			
	official	180	175	175
	submitted	47	15	15
	# of official samples tested for frozen desserts	45	40	40
# of submitted samples tested for livestock manure and poultry litter	616	800	800	
# of pet food/animal/livestock feed products approved for registration	20,265	14,500	14,500	
# of fertilizer and liming materials approved for registration	6,086	4,500	4,500	
<i>*Performance results have been impacted by COVID-19</i>				
65-01-03	<b>Food Products Inspection</b>			
	# of food inspected, grade verified (millions):			
	grade A poultry (lbs.)	544	760	650
	grade A eggs (dozens)	2	5	3.5
	fruits and vegetables (lbs.)	.02	.01	.015
	# of retail shell egg graded inspection (approximately 450 stores):			
	Inspections*	404	450	450
	violations	7	10	10
# of food services safety training programs/ interactive encounters with various groups	187	200	200	
# of compliance enforcement actions taken for trucking companies, retail stores, and state agencies:				
Reviews	5	100	1000	
product condemned (lbs.)	0	300	300	
<i>*Performance results have been impacted by COVID-19</i>				

# Agriculture




IPU	Performance Measure Name	Fiscal Year 2024 Actual	Fiscal Year 2025 Budget	Fiscal Year 2026 Governor's Recommended
<b>65-01-04</b>	<b>Forest Service</b>			
	% of timber harvests that follow a management plan (acres)	41%	50%	50%
	% of incorporated communities recognized by the National Arbor Day Foundation as Tree City USA, recipients of a U&CF grant, or those with a Tree Friendly Community (57 total incorporated communities)	36%	50%	50%
	% of volunteer fire companies participating in wildfire-related programs (60 total VFCs)	81%	70%	70%
	% of public K-4 elementary schools participating in Forest Service education programs (108 total schools)	77%	75%	75%
<b>65-01-05</b>	<b>Harness Racing Commission</b>			
	% accreditation of commission's judges	100%	100%	100%
	% oversight of racing events	100%	100%	100%
	# of equine samples tested for prohibited medications:			
	blood and urine	1,511	1,500	1,500
	blood only, include Cobalt	650	600	600
	# of out of competition tests*	18	50	50
	# of pre-race blood gas samples collected to determine metabolic alkalosis*	1,671	1,800	1,600
	# of human samples tested for prohibited substances	50	100	50
	# of breathalyzer tests administered to licensees	6,572	6,500	6,500
# of racing participants licensed	1,066	1,000	1,000	
* Performance results have been impacted by COVID-19				

# Agriculture




IPU	Performance Measure Name	Fiscal Year 2024 Actual	Fiscal Year 2025 Budget	Fiscal Year 2026 Governor's Recommended
<b>65-01-06</b>	<b><i>Pesticides</i></b>			
	% of sample analysis related to priority incidents	55	50	50
	# of pesticide containers recycled	0	40,000	40,000
	% of actionable inspections			
<b>65-01-07</b>	# of pesticide applicators certified	2676	2756	2838
	<b><i>Planning</i></b>			
<b>65-01-08</b>	% of zoning and subdivision proposals reviewed affecting agriculture	60%	60%	60%
	<b><i>Plant Industries</i></b>			
	# of certified acres inspected	4155	4500	4500
	% of businesses inspected for Seed Law compliance	70%	70%	70%
	% of retail nursery locations inspected	42%	40%	40%
	% of acres infested with noxious weeds treated or under a control program	80%	80%	80%
	# of registered bee colonies inspected	757	1000	1000
	% of reviewed regulatory permits meeting requirements and reviewed within 10 days	98%	100%	100%
<b>65-01-09</b>	# of key pests in statewide survey	14	15	9
	<b><i>Animal Health</i></b>			
	# of auction visits	45	45	45
	# of avian influenza (AI) tests	6199	6000	5000
	# of positive AI tests	0	0	0
	# of hatchery visits	23	25	40
	# of equine infectious anemia tests performed	1102	1200	1200
% of human exposure rabies specimens with same-day turnaround time	93%	95%	100%	

# Agriculture




IPU	Performance Measure Name	Fiscal Year 2024 Actual	Fiscal Year 2025 Budget	Fiscal Year 2026 Governor's Recommended
<b>65-01-10</b>	<b><i>Thoroughbred Racing Commission</i></b>			
	% accreditation of commission's stewards	100	100	100
	% oversight of racing events	100	100	100
	# of equine samples tested for prohibitive medications	0	0	0
	# of pre-race blood gas samples collected to determine metabolic alkalosis	0	0	0
	# of equine samples collected and tested for blood doping agents pursuant to out of competition testing program	0	0	0
	# of applicants licensed	4239	4000	4000
<b>65-01-11</b>	<b><i>Weights and Measures</i></b>			
	# of consumer complaints	80	80	80
	# of small/large scales: tested	5852	6000	6200
	rejected	3610	3600	3800
		63	50	50
	# of truck scales: tested	338	340	340
	rejected	187	200	225
		8	10	10
	# of petroleum meters: inspected	13006	13026	13030
	rejected	8287	9000	9200
		213	200	200
	# of vehicle tank meters: tested	425	425	430
	rejected	97	150	200
		3	5	5
	# of moisture meters: tested	73	75	75
	rejected	58	60	65
		3	2	2
	# of Delaware State Police enforcement scales: tested	50	50	50
	rejected	48	50	50
		0	0	0
	# of package lots: compliance tested	173	250	300
	audited	162	250	300
	rejected*	146	175	200

# Agriculture



IPU	Performance Measure Name	Fiscal Year 2024 Actual	Fiscal Year 2025 Budget	Fiscal Year 2026 Governor's Recommended
	# of price verifications: performed	387	350	375
	failed	155	150	150
	# of technicians registered	335	340	345
	# of licensed weighmasters	675	340	345
	# of gas samples: checked for octane compliance sent to fuel lab for further testing	2	3	3
	rejected	0	0	0
* Performance results have been impacted by COVID-19				
<b>65-01-12</b>	<b>Nutrient Management</b>			
	Poultry litter-manure relocated within Delaware for land application (tons)	5,821	10,000	10,000
	Poultry litter-manure exported from Delaware for land application (tons)	29,629	25,000	25,000
	Poultry litter-manure relocated to an alternative use project (tons)	13,481	14,000	14,000
	% of cropland and nutrient applied land managed under a current plan developed by a certified consultant	81.20%	85%	85%
	# of acres reported under an updated nutrient management plan*	336,573	345,000	350,000
	# of nutrient consultants	149	150	150
	# of commercial handlers	83	120	200
	# of private applicators	796	800	800
	# of nutrient generators	330	330	330
	# of nutrient management farm audits*	106	140	170
	# of Concentrated Animal Feeding Operation (CAFO) farm audits performed	48	70	100
	# of constituent complaints: received	28	30	30
	resolved			
	# of notice of intents for CAFO permits	504	504	504

# Agriculture



IPU	Performance Measure Name	Fiscal Year 2024 Actual	Fiscal Year 2025 Budget	Fiscal Year 2026 Governor's Recommended
<i>* Performance results have been impacted by COVID-19</i>				
<b>65-01-13</b>	<b><i>Agricultural Lands Preservation Foundation</i></b>			
	# of new acres of prime farmland permanently preserved	2262	2500	2500
	# of new participants in the Young Farmers program	1	3	3