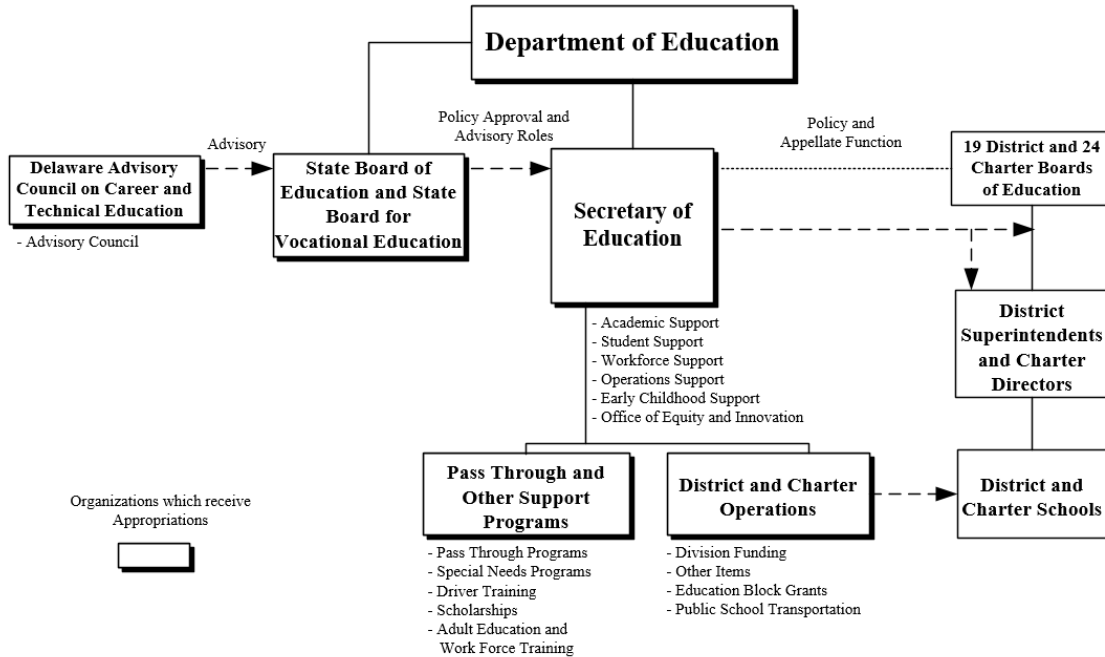

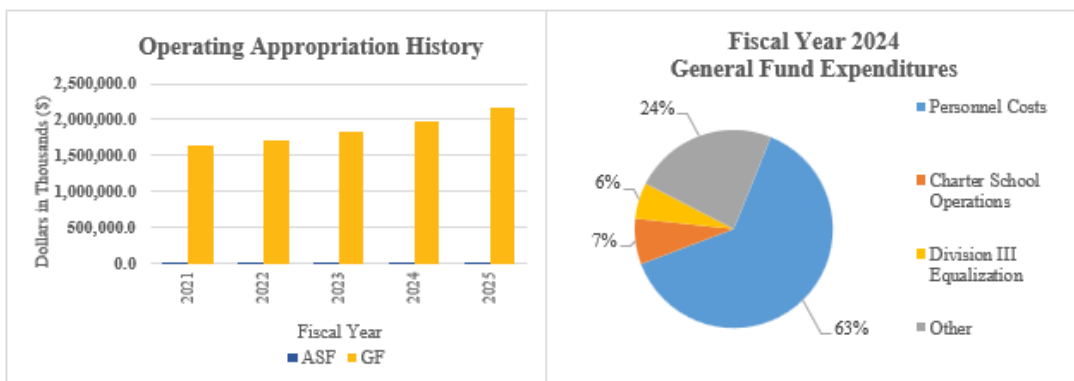


Education




At a Glance

- Implement rigorous standards, instruction and assessments;
- Ensure equitable access to excellent educators;
- Support high quality early learning opportunities;
- Provide safe and healthy environments conducive to learning; and
- Engage and inform families, schools, districts, communities, and other agencies.



Education



Overview

In cooperation with the local boards of education, district superintendents, charter leaders, principals, school-based employees, teachers, parents and community members, the Department of Education (DOE) works to significantly improve the number of students who successfully meet college and career-readiness standards. In support of that focus, DOE ensures excellent educators for all students; supports high quality early learning opportunities; provides safe and healthy environments conducive to learning; provides school and community-based supports and enrichment opportunities, effective supports for improving the State's lowest performing schools, flexibility in meeting the needs of the student for achieving results and support to schools and districts in improving the quality of education; engages and informs families, schools, districts, communities, and other agencies; and ensures management support.


On the Web

For more information, visit doe.k12.de.us.

Performance Measures


IPU	Performance Measure Name	Fiscal Year 2024 Actual	Fiscal Year 2025 Budget	Fiscal Year 2026 Governor's Recommended
95-01-00	<i>Department of Education</i>			
	# of educator evaluation system implementations: districts	19	19	19
	charter schools	23	24	24
	# school leaders participating in administrative mentoring	104	85	120
	% of Career and Technical Education concentrator students graduating	99	99	99
	# of private business and trade school certification renewals	115	118	118

Education



	# of veteran affairs and on-the-job training apprenticeship renewals	86	95	95
	# of refurbished computers placed in schools	290	700	800
95-02-02	<i>Other Items/Student Discipline Program</i>			
	# of federal gun-free violations (students)	11	5	5
	# of reporting School Crimes Laws violations (students)	1,540	750	1,200
	# of expulsions	6	5	5
95-02-06	<i>Public School Transportation</i>			
	# of public school pupils transported	124,600	125,900	125,900
	# of school bus accidents related to school bus driver	110	110	110
95-03-20	<i>Special Needs Programs</i>			
	Prison education enrollment by institution:			
	James T. Vaughn Correctional Center	535	950	950
	Sussex Correctional Institution	632	880	880
	Delores J. Baylor Women's Correctional Institution	212	560	560
	Howard R. Young Correctional Institution	285	625	625
	# of offenders participating in the following prison education services:			
	Adult Basic Education/GED	607	860	860
	James H. Groves High School	179	205	205
	Life Skills	210	500	500
	Vocational	668	1,450	1,450
95-03-30	<i>Driver Training</i>			
	# of students completing the Driver Education program:			
	public	10,349	11,400	11,400
	summer	737	1,000	1,000
	non-public	951	1,250	1,250

Education



95-03-40				
	Scholarships			
	# of recipients:			
	Scholarship Incentive Program	712	1,000	1,000
	Student Excellence Equals Degree (SEED)	3,197	4,779	4,800
	Inspire	1,153	1,250	1,250