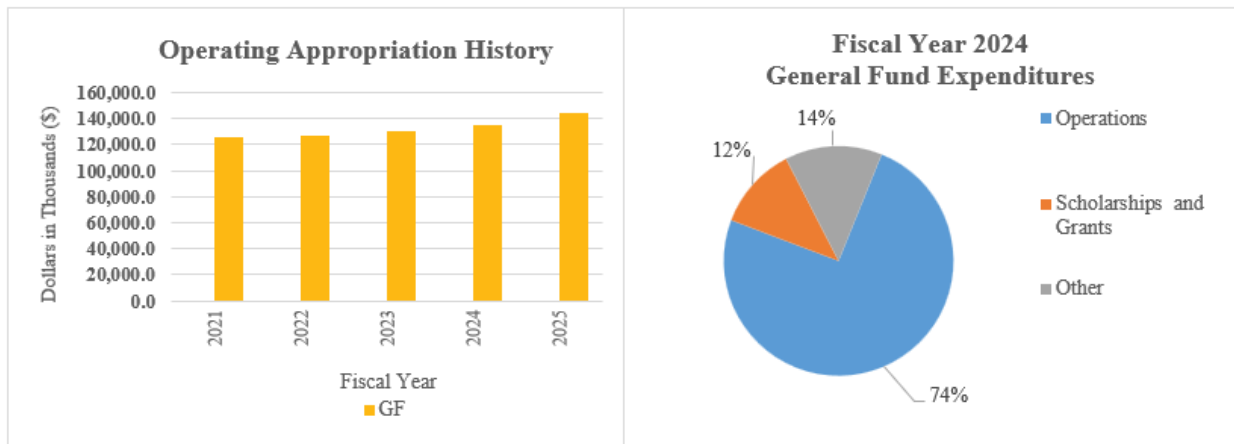




At a Glance

- Enroll an average of 24,412 individuals and award 6,012 degrees;
- Offer 66 doctoral, 158 master, 165 bachelor and 4 associate degree programs and 100+ study abroad programs; and
- Offer 21 NCAA Division I teams, 38 club sports with over 1,500 participants, and 24 intramurals sports with over 4,300 participants.




Overview

The mission of the University of Delaware (UD) is to develop and maintain strong undergraduate and graduate curricula; strengthen academic, research and service programs; and maintain a strong academic reputation that continues to attract highly qualified students.

The educational experience at UD is one of intellectual fulfillment and preparation for productive careers. The first concern of UD's program of instruction is to provide rigorous and demanding standards to develop primary linguistic, cognitive and information skills in students for success at UD and in postgraduate life.

UD exists to cultivate learning, develop knowledge and foster the free exchange of ideas. State-assisted, yet privately governed, UD has a strong tradition of distinguished scholarship, research, teaching and service that is grounded in a commitment to increasing and disseminating scientific, humanistic and social knowledge for the benefit of the larger society. With roots reaching back to 1743, and chartered by the State in 1833, UD is a land-grant, sea-grant and space-grant institution.

UD is dedicated to outstanding undergraduate and professional education and serves as a major research university with extensive graduate programs. University faculty are committed to the



intellectual, cultural and ethical development of students as citizens, scholars and professionals. Graduates are prepared to contribute to a global society that requires leaders with creativity, integrity and a dedication to service.


As an institution engaged in addressing the critical needs of the State, nation and global community, UD carries out its mission with the support of alumni who span the globe and partner with public, private and nonprofit institutions in Delaware and beyond.

On the Web

For more information, visit udel.edu.

Performance Measures

IPU	Performance Measure Name	Fiscal Year 2024 Actual	Fiscal Year 2025 Budget	Fiscal Year 2026 Governor's Recommended
90-01-01	<i>University of Delaware</i>			
	# of matriculated students:			
	Undergraduate*	18,812	19,071	19,400
	Graduate	4,449	4,386	4,500
	% of resident students:			
	Undergraduate*	36%	37%	40%
	Graduate	20%	19%	20%
	% of domestic underrepresented minority students:			
Undergraduate*	20%	21%	22%	
Graduate	12%	12%	13%	
Median SAT scores for Newark campus entering freshman**	1290	1310	1310	
% of student retention Newark campus freshman to sophomore***	90%	92%	93%	
% of Newark campus students graduating within six years****	81%	83%	84%	



IPU	Performance Measure Name	Fiscal Year 2024 Actual	Fiscal Year 2025 Budget	Fiscal Year 2026 Governor's Recommended
	% of baccalaureate graduates employed or in graduate school**** <i>*Includes Associate in Arts program.</i> <i>**UD accepts self-reported SAT scores for admissions review. In Fall 2023, 1,031 (25%) students submitted SAT scores. In Fall 2024, 877 (22%) students submitted SAT scores.</i> <i>*** Fiscal Year 2024 represents the 2022 entering cohort, Fiscal Year 2025 represents the 2023 entering cohort, and Fiscal Year 2026 represents the 2024 entering cohort (projected).</i> <i>****Fiscal Year 2024 represents the 2017 entering cohort, Fiscal Year 2025 represents the 2018 entering cohort, and Fiscal Year 2026 represents the 2019 entering cohort (projected).</i> <i>*****Fiscal Year 2024 represents the 2022 graduating class, Fiscal Year 2025 represents the 2023 graduating class, and Fiscal Year 2026 represents the 2024 graduating class (projected).</i>	94%	94%	95%